



**RIVIERA**  
LUXURY MOTOR YACHTS

 **BELIZE**



The yacht that launched a new generation of cruising



## Riviera Sport Yacht Collection - no finer way to play

There is another world that exists just out of sight from the one we inhabit daily. It is a world of wonder and luxury, friends and family, renewal, memories and joy.

Here the skies have no limit and possibility knows no bounds.

You can find this blessed place over the skyline but before you set out, be warned: entry is for the select few.

We call this shangri-la of the senses the 'World of Riviera', and any one of the gleaming new luxury motor yachts from the Riviera Sport Yacht Collection, the 6000, 5400, 4800, or the 3600, can spirit you there, anytime you desire. When the urge strikes, you will be travelling in enviable style.

Classic distinctive lines, big wide welcoming spaces, painstaking quality and attention to detail, breathtaking modern technology, outstanding performance, structural excellence and true blue-water ability; your every need as skipper, passenger or richly entertained guest, somehow anticipated in advance.

You truly are in a class of your own. Little wonder the next adventure calls.

Welcome to the World of Riviera.



*Riviera Owner - Rodney Longhurst*

## Riviera 3600 Sport Yacht: The yacht that launched a new generation of cruising

Style and good taste may be hard to define ... but you instantly recognise it when you see it.

At every turn, the 3600 Sport Yacht truly epitomises and expresses the excellence of Riviera.

Everything about the 3600 Sport Yacht is designed to make your boating easy, relaxed and fun.

From the carefully considered layout to the luxurious fit and finish of the finest of detail – and right through to the state-of-the-art technology at the helm – everything blends beautifully to ensure your precious time afloat is always a sheer pleasure.

If you are in search of a luxury motor yacht that captures your heart and inspires your soul ... your search is over.





## Safely forward

The forward deck of the 3600 Sport Yacht is an inviting retreat where you can soak up the sun, work on your tan or simply drink in an amazing view.

Making your way forward is easy and safe – especially for children and pets – with wide side decks, high bow rail and thoughtfully placed hand rails.

The large sun pad on the forward deck is cushioned and upholstered by our master craftspeople for comfort and durability.

You'll also find the proven anchoring system and ground tackle cleverly concealed in deep anchor lockers, yet very accessible when needed.

## Stepping aboard

The clever cockpit design of the 3600 Sport Yacht is an idyllic and indulging environment to share leisure time with your family and friends.

Of course, style goes beyond looks in that it is functional, as well as fashionable.

The cockpit features considerable storage, cleverly concealed yet ensuring everything is right at hand when you need it.



## Stepping inside

One of the most striking features of the 3600 Sport Yacht is the large awning window that opens out from the saloon to create the ultimate alfresco experience.

The fact the gourmet galley is located on the same level as the cockpit and saloon also means that the chef remains right in the middle of the party, enveloped by an amazing sense of light and space.

At every turn you will find Riviera ingenuity – real boating knowledge and careful consideration for how our global family of Riviera owners actually enjoy their yachts.

The 3600 Sport Yacht has all the comforts of home and again and again you'll find yourself saying: "Now that's clever ... that's thoughtful ... that's very well finished."

That's why you'll also find yourself saying: "I want a Riviera 3600 Sport Yacht!"





## Please take command

The feeling of being in control at the helm of the 3600 Sport Yacht is magnificent.

For a start, you have a clear, sweeping view.

The moulded dash – reminiscent of a luxury European car – displays all the instruments and controls in the most considered fashion.

Even those new to boating will find the 3600 Sport Yacht is a remarkably easy yacht to handle.



## Stepping below

The 3600 Sport Yacht's accommodation deck is very inviting in terms of creativity, practicality, luxury and finesse.

Both staterooms feature Riviera's hallmark carefully crafted cabinetry, which features matching and perfectly aligned wood grains for added appeal and polish.

It is this pursuit of excellence in detail, finish and design that will make your boating experience the best it can be ... and makes the Riviera 3600 Sport Yacht the finest in her class.







## Spoil your guests

Natural light filters into the aft guest stateroom through long hull windows featuring tinted and tempered glass.

To port there is an adult-sized single bed with convenient storage underneath, as well as an opening porthole for fresh air.

Athwartships is a double bed with a thick foam mattress.

The headlining has soft cushioning, premium upholstery as well as LED lighting.





## The power and technology are yours

Riviera is at the forefront of a marine propulsion revolution, having now launched almost 500 pod-driven luxury motor yachts.

Pod-drives are used on such worldly form vessels as the Queen Mary II cruise ship as well as large-scale commercial craft. This proven technology is now revolutionising pleasure yachts.

Offering an excellent power-to-weight ratio, pod-drives deliver exceptional performance, enhanced torque, impressive fuel efficiency, simple maneuverability, low environmental impact and quiet operation thanks to underwater exhausts.

In simplified terms, Volvo Penta's innovative Inboard Performance System (IPS) features twin pod-drive units, each of which is capable of turning independently to provide the correct thrust to move the yacht in the exact direction required by the skipper easily controlling the system with either a steering wheel and throttles or a joystick.

The 3600 has a joystick at the helm so a skipper, either solo or with a novice crew, is able to simply push and twist the joystick and the yacht will respond immediately, pivoting in place or tracking sideways into a berth that's just long enough to fit the yacht.

IPS also has the scope to enable the convenience of Auto Pilot, manual trimming with optional Trim Assist, as well as a highly-efficient Anti-Corrosion Protection (ACP) unit mounted to the transom to reduce maintenance of sacrificial anodes. The innovative Dynamic Positioning System (DPS) is also an option for simple yet effective station-holding while preparing lines and fenders or while waiting off a fuel jetty.

The 3600 Sport Yacht's three-blade nibral, forward-facing, counter-rotating propellers are protected by the premium anti-foul coating PropSpeed to achieve a long service life, as well as 316 marine-grade stainless steel line-cutters from Volvo Penta, for protection from ropes, fishing lines, plastic bags or nets — these precision-made line cutters create a very efficient rotating cutting action without increasing drag or fuel burn.

The 3600 Sport Yacht employs the revolutionary Volvo Penta D4-IPS400 propulsion system with twin D4 diesel engines and IPS10 pod-drives (2x) 221kW/301hp).

## Engineering excellence

Access to the flow-coated engine room — with acoustic and thermal insulation and LED lighting — is via a deck hatch from the cockpit. It's here that you will really begin to appreciate the careful consideration for which Riviera is renowned globally in terms of its engine rooms.

The impressive commercial air intake system helps to keep the engine room temperature well below the engine manufacturer's formal recommendation, reducing fuel consumption even further.

Three automatic bilge pumps with manual override are located at various points throughout the hull and also pump directly overboard.



## Electrical excellence

All batteries on board the 3600 Sport Yacht are maintenance-free to ensure carefree boating and are housed in special battery boxes in accordance with American Boating and Yacht Council (ABYC) and the European Union's CE industry standards.

The 3600 has two starting battery banks comprising one battery per bank for the port and starboard engines. The house battery bank comprises two batteries, and there is one battery in the auxiliary bank. An emergency parallel function between the batteries provides increased reliability, just in case you are ever faced with a flat start battery bank.

All battery banks are isolated in the saloon by remote-operated battery switches.

The Mastervolt inverter provides power to the TVs and TV-lifter.

LED lights provide trouble-free boating while reducing electrical current draw. The lamps use less than 10 per cent of the power required to run a bulb lamp – no bulbs mean no maintenance and long service life. Additionally, Residual Current Device/Ground Fault Circuit Interrupter (RCD/GFCI) provides protection over the entire yacht and also complies with ABYC and CE standards for safer boating.



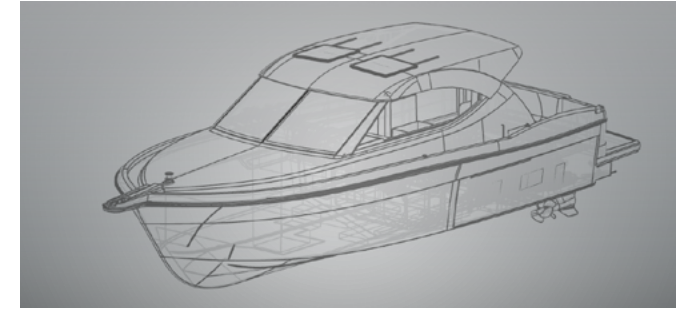
## The Riviera advantage

Riviera is continuing to lead the luxury motor yacht market and proudly stands behind the easy-to-use systems onboard its world-class designs.

A 5-year all Volvo Penta systems limited warranty is now standard with every new Riviera and covers Volvo Penta helm stations, steering and propellers as well as major componentry of their high performance drivelines and fuel-efficient engines.

Available worldwide, this extended warranty complements the Riviera 5-year structural limited warranty and will provide even greater peace of mind for our valued Riviera boating family members.

Riviera Family members enjoy exclusive invitations to fun-filled social and boating education events, inspiring cruising experiences as well as special offers on genuine parts, electronics and our premium Riviera lifestyle collection.



## Impeccable pedigree

The confident poise of the 3600 Sport Yacht is just as evident offshore as it is at anchor – her solid and robust hull is the evolution of our rich 38-year heritage of building over 5300 world-class luxury motor yachts that are proven in the often challenging Australian offshore conditions.

Every Riviera built at our world-class facility on Australia's Gold Coast combines superior-strength hand lay-ups with a watertight collision bulkhead forward and independent compartments throughout the hull.

Our legendary build quality also features vinylester resin in the outer layer of lamination to increase the ability to withstand water absorption. An isophthalic gelcoat exterior provides an impeccable and hardwearing surface finish.

From the waterline down, the hull is solid GRP with reinforced bottom, keel and chines. Structural core material is used in the hull flanks, main deck and hardtop, while precisely fitted, lightweight resin transfer-moulded small parts have a double-sided gelcoat finish and are pre-fitted for a perfect seal when all major components are bonded together.

Riviera only uses 316 marine-grade stainless steel in all our exterior fastenings. All stainless steel rails feature ground and polished welds to ensure a consistently smooth and mirror finish.

Our designers have also placed a firm focus on convenient access to every key maintenance point so any issues can be quickly identified and addressed, and service costs are kept to a minimum.

# Features, inclusions and options

## COCKPIT OVERVIEW

### Features and inclusions

- Wide and strong boarding platform with swim ladder and stainless steel hand rail. Optional fixed U-shaped railing aft
- Deep transom locker with lift-up lid for storage and adjacent fender storage
- Transom gate in 316 marine grade stainless steel
- Entertainer's cockpit with clip-down outdoor carpet available in either teak or charcoal, self-draining to the stern
- Deep lockers in the cockpit coaming have heavy-duty stainless steel lockdowns
- Stainless steel barbecue is removable and can be quickly mounted to the port-side gunwale with the LPG bottle mounted in a cockpit side locker for easy access. There is an option to upgrade the barbecue to electric and it can be fitted neatly on a stainless steel rail aft on the boarding platform
- Engine access is via a large hatch in the cockpit floor that opens remotely at the touch of a button. Day access is via a smaller hatch with gas struts
- Double action bilge pump for engine room
- Hand-held shower with hot and cold fresh water
- Overhead and courtesy LED lighting
- Master battery isolator panel
- Refrigerator (12v) is located on the port-side
- Stainless steel rear bulkhead incorporates large awning window with gas strut
- Cockpit awning for fixed forward section. Optional cockpit awning with removable rear extension, includes two stainless steel poles and two rod-holders
- Entertainment to the cockpit is via two premium speakers operated as a second zone from the saloon

### Options

- Triangular quarter strata glass clears to port and starboard with additional hand rails
- Forward-facing cushioned and upholstered seat with folding two-leaf table on fixed pedestal, includes stamoid protection cover

## DECK OVERVIEW

### Features and inclusions

- Wide walk-around side decks with raised bulwarks and stainless steel hand rails provide safe and confident passage forward, especially for children and pets
- Bow rail in marine grade stainless steel, highly polished with mid safety wire, including flag staff and burgee
- Large, cushioned and upholstered sun pad with stainless steel rails, drink holders and cover
- Anchor with galvanised chain
- Vertical anchor winch with overload protection to suit rope and chain, operated via plug-in remote control and mounted chain counter at the helm

- Anchor safety strap
- Heavy duty bow roller is made of stainless steel and is self-loading through the bow sprit
- Anchor chain chafe plate protects the bow sprit
- Anchor lockers provide access to the anchor chain, rope storage as well as saltwater wash-down tap
- Cleats are 9.5" stainless steel (4x) – curved (2x) and pop-up (2x)
- Moulded non-skid gelcoat deck surface
- Gunwale rail is impact and UV-resistant, white PVC with stainless steel insert strip
- Enclosed hardtop – GRP with toughened glass on four sides
- Front windscreen cover in black breezeway
- Optional spotlight mounted on the hardtop with remote control to the helm

## GALLEY OVERVIEW

### Features and inclusions

- Built-in cabinetry in with cherrywood satin varnish and positive locking hardware, drawers with stainless steel runners
- Solid surface bench top available in a range of colours to suit your personal taste
- Stainless steel sink and premium tapware, with drainboard and lid
- Recessed single element electric cooktop with cover and automatic shut-off, powered of shore power
- Large refrigeration drawer with freezer compartment located under the bench
- Premium microwave oven powered off the inverter
- High quality, hard-wearing timber pattern flooring
- Overhead LED lighting

### Options

- Galleyware package, includes cutlery, dinner set, napkins, kitchen towels, medium tumblers, large tumblers, goblets, champagne flutes, salad bowl and server

## SALOON OVERVIEW

### Features and inclusions

- High quality, hard-wearing Kentucky Oak timber-patterned flooring for practicality in terms of wet and sandy feet.
- Cushioned and upholstered headlining
- Overhead stainless steel hand rail for safe passage through the saloon
- Large L-shaped lounge with deep cushioning and upholstered in premium leather, with storage underneath
- Two sliding hatches overhead for cross-ventilation
- Sliding side windows open easily for additional fresh air

- Large awning window opens out and over the cockpit, inviting the outdoors in and creating a free-flowing feel from boarding platform through to front windscreen
- Companionway steps feature plush pile carpeting with soft underlay
- Entertainment to the saloon is via a large flatscreen TV which folds out for viewing and premium audio visual system with two speakers to the saloon

### Options

- Saloon dining table with slide-in/slide-out mechanism
- Air-conditioning to the saloon and galley

## HELM OVERVIEW

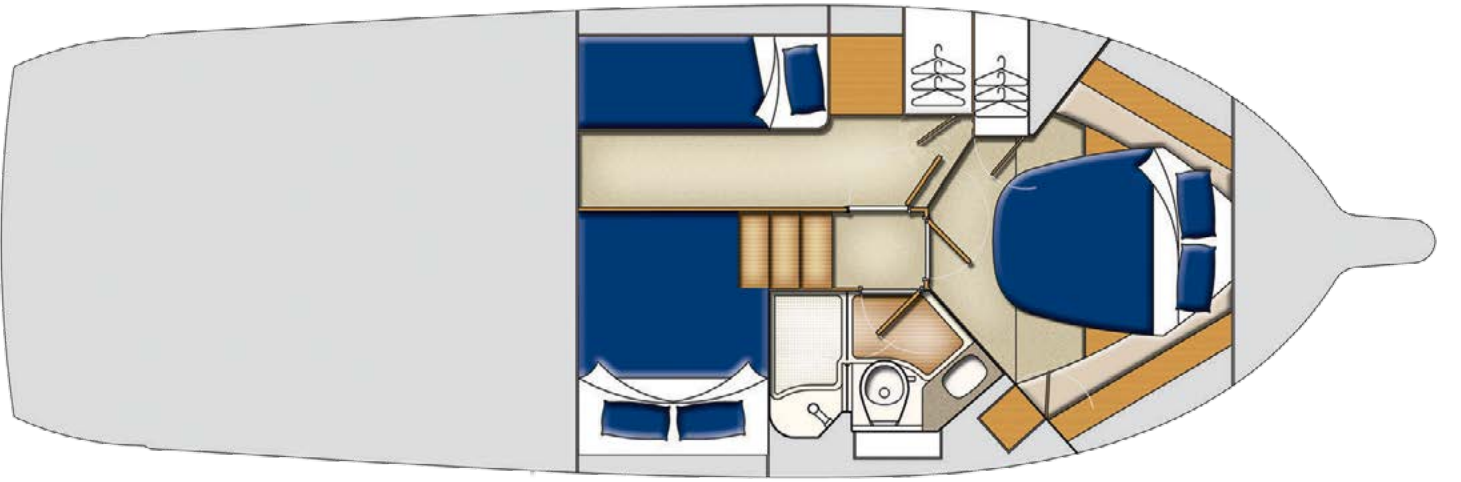
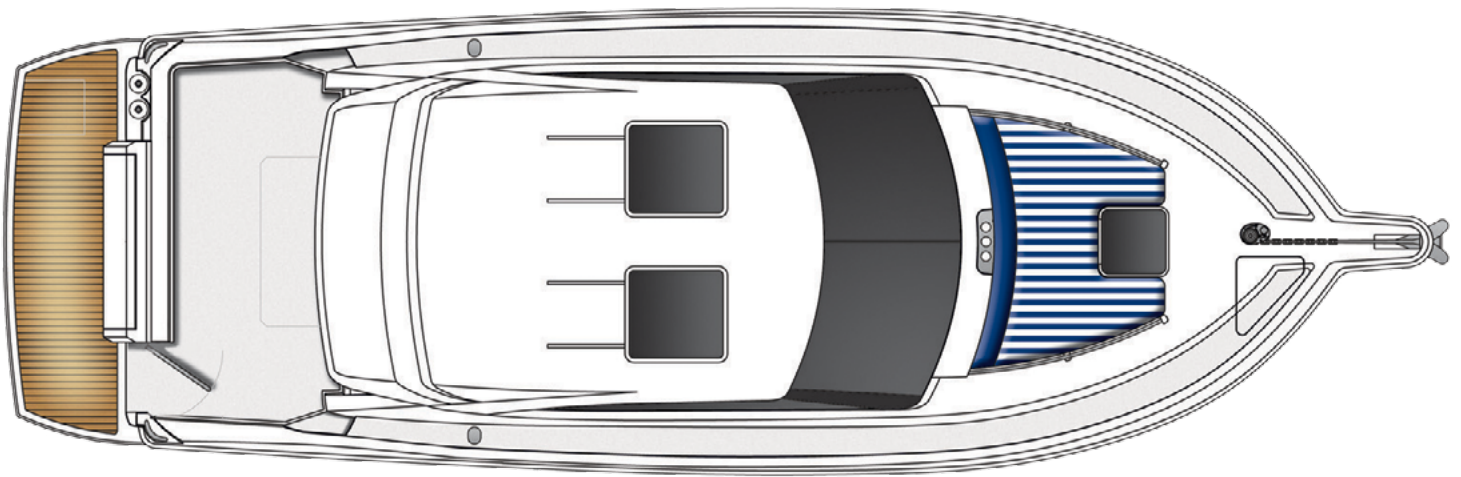
### Features and inclusions

- Premium cushioned double helm seat with leather upholstery to complement the dash
- Helm console with twin-lever gear throttle, joystick and engine instrumentation
- Luxury sports-inspired leather-wrapped steering wheel
- Moulded footrests for comfort or bracing in a seaway
- Navigation – Volvo Penta Multi Function Display, GPS (19x), GSD24 sounder with B744 through-hull transducer
- Volvo Penta Multi Function Display for engine monitoring
- Safety monitoring panel for bilge pumps, sump pump, navigation lights, engine room lights and high-water alarm
- VHF radio with aerial
- A deep storage cabinet is located beneath the dash, which also has designed-in access to ensure easy and efficient servicing
- Anchor chain counter
- Compass with light

## ELECTRONICS

- A comprehensive range of factory fitted electronic packages and custom features are available with everything from radar to underwater lights. Your representative has full details.

Please refer to your Riviera representative for the latest inclusions and options



# Features, inclusions and options

## MASTER STATEROOM OVERVIEW

### Features and inclusions

- Double bed with innerspring mattress and storage underneath
- Cedar-lined hanging locker
- Storage cabinetry outboard in varnished satin timber with positive locking hardware
- Plush pile carpet with soft underlay
- Overhead hatch draws in fresh air, with screen and blind for privacy when desired
- Cushioned and upholstered hull and headlinings
- Reading and overhead lighting
- Private entrance door to bathroom

## DAY HEAD OVERVIEW

### Features and inclusions

- Contemporary design, solid surface bench top with sink and mixer tapware
- Vanity mirror with overhead LED lighting
- Storage locker with shelves under the vanity
- High-quality, hard-wearing flooring
- Opening porthole in a stainless steel frame
- Shower stall with glass partition, frameless glass door, automatic sump pump and shower head of slide bar
- Quiet operation, Vacuflush toilet with freshwater flush
- Holding tank level indicator
- Toilet roll holder, towel holder and accessories

### Options

- Bathware package comprising beach towels, bath towels, hand towels, face towels, bath mats and accessories

## GUEST STATEROOM OVERVIEW

### Features and inclusions

- Large fixed hull windows with tinted, tempered glass on both sides of the stateroom and include blinds to match saloon selection
- Opening porthole in a stainless steel frame
- Double bed athwartships with foam mattress and storage underneath
- Single adult-sized bed to starboard with storage underneath
- Two cedar-lined hanging lockers with drawers
- Plush pile carpet with soft underlay
- Reading and overhead LED lighting

## ENGINEERING OVERVIEW

### Features and inclusions

- All through-hull fittings on or below the waterline are fitted with ball valves and all hoses are double-clamped
- All metallic hull fittings below the waterline are bonded to zinc anodes, including galvanic isolators
- Bilge pumps with automatic and manual override (x3)
- Anti-vibration engine mounts
- Fire suppression system for the engine room with automatic and manual controls
- Three portable fire extinguishers
- Fresh water heater – AC and heat exchange
- Fresh water system (pressurised) with dual water tanks, total capacity 390 litres (103 US gallons) with gauge in the galley
- Fuel filters/water separator for engines (and generator if selected)
- Fuel lines all swaged
- Fuel shut-off valves with emergency remote to the cockpit
- Fuel tank gauge at the helm
- Fuel tank, GRP and coated in fire-retardant flow-coat, 800 litres (212 US gallons)
- Holding tank capacity 80 litres (21 US gallons)
- Sanitation system with switch at helm for overboard pump-out and deck fitting for dockside pump-out. Tank monitoring system is located in the day head

## ELECTRICAL OVERVIEW

### Features and inclusions

- Batteries (maintenance-free) – independent port and starboard start (total x 2), house (2x) and auxiliary (1x)
- Battery banks individually isolated
- Mastervolt battery charger – automatic 70AMP/12V DC
- Battery paralleling system for emergency engine starting
- Electrical control centre with AC/DC back lighting, thermal/magnetic circuit breakers, voltmeters, alarms and hour meters
- Engine room lighting DC
- Mastervolt inverter provides power to TV and TV lifter
- Navigation lights (international standard)
- Wiring coded, numbered & assembled in looms to ensure trouble-free maintenance and repairs

Please refer to your Riviera representative for the latest inclusions and options



## The Reassurance of owning a Riviera

What sets Riviera apart as one of the world's great luxury motor yacht builders?

Is it the devotion to quality, standard of materials used, the ocean-tested structural strength, unsurpassed ease of operation, or the stylish, handcrafted luxury finish? Or perhaps it's the famous culture of care that transforms owners into the 'Riviera family'.

The answer is all of the above, and more. Much, much more. Over 38 years and the building of over 5300 luxury motor yachts, the 585-strong Riviera team have been on a continuous quest of evolution and refinement.

This remarkable heritage of knowledge matched by innovation allows us to marry the best of the time proven with the exciting and new. Witness our introduction of cutting edge touch screen digital technology and joystick maneuverability, which make navigating and operating a Riviera and Belize luxury motor yacht a relaxed and enjoyable experience.

Located on the Gold Coast, Queensland, our 14-hectare, state-of-the-art manufacturing facility is the largest facility of its kind in the Southern Hemisphere. From here we build on the notable Australian qualities of strength, practicality and love of water in the continent completely surrounded by three oceans and four seas. Then we test our designs in some of the toughest offshore conditions on earth. Hardly surprising that Riviera luxury motor yachts command impressive resale values worldwide.

Today, you can choose from five individual designs that make up our fabulous collection of luxury motor yachts, the Riviera Flybridge, SUV, Sport Yacht or Sports Motor Yacht models, along with our more traditional Belize Collection. All will withstand virtually anything the elements and you can put them through, with poise and ease.

Naturally, we back this confidence with an industry-leading 5-year structural limited warranty. In addition, with all our Volvo Penta powered yachts, we offer a 5-year limited warranty covering helm station controls and multi-function displays, steering and propellers, plus pod drives and engines.

Life is too short for needless compromise. So when it comes time to invest in your next dream motor yacht, why settle for a lesser option when you can enjoy all that makes up a Riviera.





## Crafted with pride, with you in mind

Owner Care at Riviera and Belize is in a class of its own. Premium quality, professional and personal, it is all designed to be of the highest quality, in keeping with the world-class luxury motor yacht we are building specifically for you.

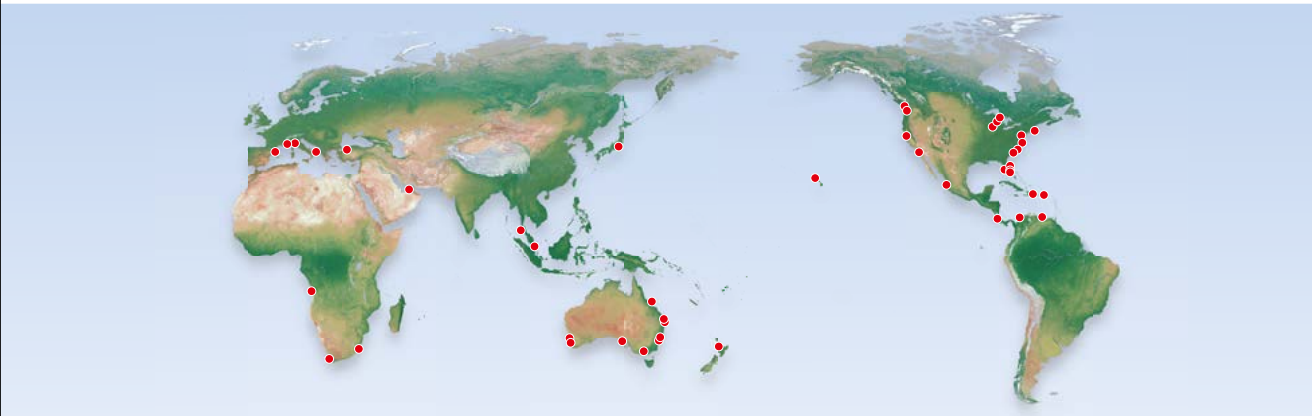
Like thousands of other happy owners, we are confident your every experience of dealing with us and our global representative team - from selecting your favoured options, electronics and decor, through to routine maintenance and repairs - will be conducted with the upmost respect and care.

Our highly skilled team consult and partner with internationally acclaimed naval architects, designers and engineers to ensure we fully embrace the latest, most exciting industry standards and trends.

Constant communication with the worldwide family of Riviera owners also plays a vital part in helping guide and inform our new model development program.

All this pride in performance ensures Riviera will continue to exceed the evolving needs of discerning luxury motor yacht enthusiasts like you.






## A marque of excellence

For nearly four decades the Riviera team have been preoccupied with the relentless pursuit of excellence. That means never being satisfied with the status quo, rather forever looking to improve and refine our knowledge base by embracing the latest technologies and work practices.

All these endeavours are directed towards creating a superior luxury motor yacht experience for you. They have also garnered us enormous acclaim from the global boating industry along the way.

Over the years Riviera have accumulated an impressive collection of local, national and international awards recognising 'world's best practice' across the fields of education and training, employment, innovative manufacturing techniques, export, quality of workmanship and pioneering design.

More than testimony to our passion for handcrafting superior luxury motor yachts, they are your assurance of 'The Ultimate Boating Experience' when you decide to own a Riviera.



## Electronics and systems

Electronics play an ever-increasing role in maximising the pleasure and safety of luxury motor yachts, and the choice of equipment that is available today is vast.

Selecting the equipment that meets your needs can be a very challenging task – and Riviera's electronics experts are here to assist.

We source the best systems from around the world, we help match technology to individual requirements and work closely with Riviera's international representative network to create systems that maximise your boating pleasure.



## Riviera Genuine Parts and Accessories

Our passion for quality and practical design is reflected in our exclusive and growing range of clothing, accessories and décor items created to enhance your time afloat.

If you love your Riviera, you'll feel right at home with the Riviera Collection – an extensive range of casual, stylish, comfortable, practical equipment, clothing and accessories.

The Accessory and Décor collection ranges from storm jackets to stylish crockery.

To make your Riviera truly your own, we offer a wide range of fabrics, finishes and colour schemes that enable you to personalise your motor yacht.

Of course our experienced design team is always available to advise and assist you with your individual selection.

[RivieraParts.com.au](http://RivieraParts.com.au)





## The Riviera Experience

There's nothing quite like the exhilaration of blue-water cruising in company to remind our valued owners why they are so passionate about the rich and rewarding Riviera luxury life afloat.

For these are the types of passages that build the confidence and skills for people to use their yachts to their full potential, that create the very special memories that last a lifetime, and, importantly, are often the catalyst for long-lasting friendships.

Together, members of our growing global family of Riviera and Belize owners enjoy many special cruising experiences to idyllic destinations around the world – safe in the knowledge that experienced skippers and engineers are always close at hand.

We invite you to join with us for these special experiences – either to stretch your sea legs and gain offshore cruising confidence, or to simply enjoy the company of like-minded people who share an appreciation for the truly unique Riviera life.

Riviera 3600 Sport Yacht



## Specifications

Length Overall <small>(inc. swim platform and bow sprit)</small>	11.73 m	38' 6"
Hull Length (Lh to ISO8666) *	11.73 m	38' 6"
Beam <small>(inc. gunwale)</small>	3.84 m	12' 7"
Maximum Draft <small>(inc. props)</small>	1.07 m	3' 6"
Dry Weight <small>(approx.)</small> **	7,250 kg	16,000 lb
Fuel Capacity ***	800 L	211 US gal
Water Capacity ***	390 L	103 US gal
Holding Tank Capacity ***	80 L	21 US gal
Sleeping Capacity	5 persons	
Cockpit Area	6.20 m <sup>2</sup>	66.7 ft <sup>2</sup>
Bridge Clearance	2.59 m	8' 6"
Standard Engine Volvo Penta D4-IPS400 x 2	221 kW	300 hp each

\*Specifications may vary on a regional basis.

## Specification clarification

\* Length of the hull (Lh) to ISO8666: Includes all structural and integral parts (ie. the moulded length of the hull). It excludes parts that can be removed in a non-destructive manner without affecting the structural integrity of the craft, (eg. pulpits, outdrives, driving platforms, rubbing strakes).

\*\* Dry weight represents the estimated minimum weight of a yacht with standard engines and options, no fuel or water on board, no equipment or provisions and no personnel. The stated dry weight may be exceeded.

\*\*\* Denotes net tank capacity. For useable capacity do not rely on more than 90% of tank capacity. Actual capacity will vary according to yacht trim and sea state. Speeds are subject to normal weather conditions, fuel and/or water levels, passengers and equipment loads.

## Our care for your information

Due to the constant refinement of specifications and design by Riviera Australia, the information in this document may change without notice.

Specifications may vary with time and by region.

Some images or illustrations in this brochure may include options or custom details.

Please note that as safety equipment specifications or standards vary by country, this aspect of your purchase will need to be completed by yourself and or your Riviera representative.

Please refer to your Riviera representative for specific warranty cover and the latest detailed list of inclusions and options prior to purchase.

# The Evolution of Australia's Riviera - Since 1980



2018 - 395 SUV



2017 - 72 Sports Motor Yacht



2017 - 68 Sports Motor Yacht



2016 - 4800 Sport Yacht



2016 - 575 SUV



2016 - 5400 Sport Yacht



2015 - 57 Enclosed Flybridge



2013 - 63 Open Flybridge



2013 - 50 Enclosed Flybridge



2012 - 445 SUV



2012 - 75 Enclosed Flybridge



2012 - Belize 54 Daybridge



2011 - Belize 54 Sedan



2011 - 4400 Sport Yacht SII



2009 - 3600 Sport Yacht SII



2008 - 61 Enclosed Flybridge SI



2008 - 56 Open Flybridge



2008 - 51 Enclosed Flybridge SII



2008 - 48 Offshore Express



2008 - 4400 Sport Yacht



2008 - 38 Open Flybridge



2005 - 47 Enclosed Flybridge



2005 - 3600 Sport Yacht SI



2004 - M400 Sport Cruiser



2004 - 51 Open Flybridge



2004 - 33 Open Flybridge



2003 - 58 Enclosed Flybridge



2003 - 47 Open Flybridge SII



2000 - M3350 Open Flybridge



1999 - 3000 Offshore SII



1999 - M3850 Open Flybridge



1999 - 3000 Offshore SI



1998 - 48 Enclosed Flybridge SII



1998 - 36 Open Flybridge Single Cab



1997 - 34 Open Flybridge



1993 - 36 Open Flybridge Twin Cab



1992 - 48 Open Flybridge



1991 - 42 Open Flybridge



1991 - 39 Open Flybridge



1989 - 44 Diavalo



1989 - 27 Targa



1989 - 27 Hardtop



1985 - 52 Open Flybridge



1985 - 46 Open Flybridge



1984 - 32 Open Flybridge



1983 - 34 Open Flybridge MK I



1983 - 44 Open Flybridge



1982 - 30 Open Flybridge



1982 - 30 Sedan





2015 - 52 Enclosed Flybridge



2015 - 525 SUV



2015 - 77 Enclosed Flybridge



2014 - 6000 Sport Yacht



2014 - 515 SUV



2013 - 565 SUV



2013 - 63 Enclosed Flybridge



2011 - 61 Enclosed Flybridge SII



2011 - 53 Enclosed Flybridge



2010 - 43 Open Flybridge



2009 - 5000 Sport Yacht



2009 - 70 Enclosed Flybridge



2009 - 5800 Sport Yacht



2009 - 43 Offshore Express



2007 - M470 Sport Cruiser



2007 - 4700 Sport Yacht



2007 - 45 Open Flybridge



2007 - 41 Open Flybridge



2006 - 56 Enclosed Flybridge



2005 - M360 Sport Cruiser



2005 - 60 Enclosed Flybridge



2003 - 42 Open Flybridge



2002 - M370 Sport Cruiser



2002 - M290 Sport Cruiser



2002 - 47 Open Flybridge SI



2001 - M430 Sport Cruiser



2001 - 37 Open Flybridge



2000 - 40 Open Flybridge



1997 - 4000 Offshore Enclosed



1997 - 4000 Offshore Open



1996 - 43 Open Flybridge



1996 - 40 Open Flybridge Aft Cab



1996 - 39 Open Flybridge



1995 - 3300 Open Flybridge



1993 - 48 Enclosed Flybridge SI



1989 - 33 Open Flybridge



1988 - 52 Enclosed Flybridge



1987 - 35 Open Flybridge



1987 - 34 Diavalo



1987 - 33 Open Flybridge



1987 - 27 Open Flybridge



1986 - 38 Open Flybridge MK II



1980 - 38 Open Flybridge MK I

[RivieraAustralia.com](http://RivieraAustralia.com)