



RIVIERA
LUXURY MOTOR YACHTS



HAND CRAFTED BY AUSTRALIA'S MOST AWARDED LUXURY MOTOR YACHT BUILDER

Creating your *ultimate boating experience* is our passion.



THE FLAGSHIP OF THE RIVIERA SPORT YACHT COLLECTION

EDITION 17.2



RIVIERA



Our 14-hectare, state-of-the-art manufacturing facility on the Gold Coast of Queensland, Australia. This is the largest facility of its kind in the Southern Hemisphere.

Each year, this world-class facility plays host to the educational and fun-filled Riviera Festival of Boating.

THE REASSURANCE OF OWNING A RIVIERA

What sets Riviera and Belize apart as one of the world's great luxury motor yacht builders?

Is it the devotion to quality, standard of materials used, the ocean-tested structural strength, unsurpassed ease of operation, or the stylish, handcrafted luxury finish? Or perhaps it's the famous culture of care that transforms owners into the 'Riviera family'!

The answer is all of the above, and more. Much, much more. Over 37 years and the building of over 5200 luxury motor yachts, the 550-strong Riviera and Belize team have been on a continuous quest of evolution and refinement.

This remarkable heritage of knowledge matched by innovation allows us to marry the best of the time proven with the exciting and new. Witness our introduction of cutting edge

touch screen digital technology and joystick maneuverability, which make navigating and operating a Riviera and Belize luxury motor yacht a relaxed and enjoyable experience.

Located on the Gold Coast, Queensland we build on the notable Australian qualities of strength, practicality and love of water in the continent completely surrounded by three oceans and four seas. Then we test our designs in some of the toughest offshore conditions on earth. Hardly surprising that Riviera luxury motor yachts command impressive resale values worldwide.

Today, you can choose from five individual designs that make up our fabulous collection of luxury motor yachts, the Riviera Flybridge, SUV, Sport Yacht or Sports Motor Yacht

models, along with our more traditional Belize Collection. All will withstand virtually anything the elements and you can put them through, with poise and ease.

Naturally, we back this confidence with an industry-leading 5-year limited structural warranty. In addition, with all our Volvo Penta powered yachts, we offer a 5-year limited warranty covering helm station controls and multi-function displays, steering and propellers, plus pod drives and engines.

In our experience life is too short for needless compromise. So when it comes time to invest in your next yacht, why settle for a lesser option when you can enjoy all that makes up a Riviera or Belize.



CRAFTED WITH PRIDE, WITH YOU IN MIND


Owner Care at Riviera and Belize is in a class of its own. Premium quality, professional and personal, it is all designed to be of the highest quality, in keeping with the world-class luxury motor yacht we are building specifically for you.

Like thousands of other happy owners, we are confident your every experience of dealing with us and our global dealer team - from selecting your favoured options, electronics and decor, through to routine maintenance and repairs - will be conducted with the upmost respect and care.

Our highly skilled team consult and partner with internationally acclaimed naval architects, designers and engineers to ensure we fully embrace the latest, most exciting industry standards and trends.

Constant communication with the worldwide family of Riviera owners also plays a vital part in helping guide and inform our new model development program.

All this pride in performance ensures Riviera will continue to exceed the evolving needs of discerning luxury motor yacht enthusiasts like you.





The growing Riviera global network of dealers now spans the globe. Find your nearest dealer at RivieraAustralia.com



A MARQUE OF EXCELLENCE

For nearly four decades the Riviera and Belize team have been preoccupied with the relentless pursuit of excellence. That means never being satisfied with the status quo, rather forever looking to improve and refine our knowledge base by embracing the latest technologies and work practices.

All these endeavours are directed towards creating a superior luxury motor yacht experience for you. They have also garnered us enormous acclaim from the global boating industry along the way.

Over the years Riviera have accumulated a vast collection of local, national and international awards recognising 'world's best practice' across the fields of education and training, employment, innovative manufacturing techniques, export, quality of workmanship and pioneering design.

More than testimony to our passion for handcrafting superior luxury motor yachts, they are your assurance of 'The Ultimate Boating Experience' when you decide to own a Riviera.



THE RIVIERA AND BELIZE COLLECTION

BELIZE



54 Sedan



54 Daybridge



66 Sedan



66 Daybridge

SPORTS MOTOR YACHT



68



72

SUV



445



525



575

FLYBRIDGE



43 Open



45 Open



52 Enclosed



57 Enclosed



77 Enclosed

SPORT YACHT



3600



4800



5400



6000

RIVIERA SPORT YACHT COLLECTION - NO FINER WAY TO PLAY

There is another world that exists just out of sight from the one we inhabit daily. It is a world of wonder and luxury, friends and family, renewal, memories and joy.

Here the skies have no limit and possibility knows no bounds.

You can find this blessed place over the skyline but before you set out, be warned: entry is for the select few.

We call this shangri-la of the senses the 'World of Riviera', and any one of the gleaming new luxury motor yachts from the Riviera Sport Collection, the 6000, 5400, new 4800, or the 3600, can spirit you there, anytime you desire. When the urge strikes, you will be travelling in enviable style.

Classic distinctive lines, big wide welcoming spaces, painstaking quality and attention to detail, breathtaking modern technology, outstanding performance, structural excellence and true blue-water ability; your every need as a skipper, passenger or richly entertained guest, somehow anticipated in advance.

You truly are in a class of your own. Little wonder the next adventure calls.

Welcome to the World of Riviera.



RIVIERA 6000 SPORT YACHT – THE 6-STAR GETAWAY

Few motor yachts are blessed with her charisma. She has the 'X' factor in abundance.

See her flying across the water and your heart will leap with joy. Come across her at a marina filled with the world's most desirable craft and she stands out immediately.

She is sleek and aerodynamic, beautifully proportioned and wonderfully appointed. She is the sensational Riviera 6000 Sport Yacht, the flagship of our internationally acclaimed Sport Yacht Collection.

Whenever the workday world threatens to get the better of you, she is standing by ready to spirit you away to a place of sanctuary, renewal and delight. And given she does it in true 6-star luxury and style, you will always have company along for the ride.

In essence Riviera has seamlessly melded stunning design lines with 6-star, resort-like onboard luxury, all propelled by the world's simplest to operate, most advanced performance system. She is breathtaking to look at. Magnificent to skipper. And poetry in motion.

Everything about this luxury super motor yacht is inventively and meticulously designed to impress. Bow to stern, above and below deck, she is alive with superb handcrafted touches. Design features that defy the imagination. And an overwhelming sense of light, space and luxury wherever you look.

Above decks there is the easy living, flowing indoor-outdoor floor plan which Riviera has made its own. Below, you'll discover magnificent staterooms and bathrooms to pamper family and guests.

Then there is the Volvo Inboard Performance System (IPS) just waiting for you to turn on the ignition, take command of your yacht and guide her to distant, inspiring shores. Getaways simply don't come more exhilarating, memorable or instantaneous.



YOUR GETAWAYS START RIGHT AWAY

Strolling down the marina towards her you feel your stress levels magically dissipating. She constantly has this calming effect and no wonder. The wide hydraulic boarding platform, teak-laid in typically fastidious Riviera fashion and including the recessed swim ladder, calls out for your guests and you to 'come aboard and unwind', via either of the 6000's handsome stainless steel transom gates.

What a sight the cockpit is. Thoroughly welcoming, totally splendid. And positively bristling with handcrafted Riviera design touches. From the fabulous teak decking underfoot to two very large, contemporary outdoor lounges to port and starboard, to a fabulous, highly polished entertainer's table, to the flowing, curved fibreglass hardtop overhead.

This hardtop melds the practical and aesthetic, so characteristic of Riviera. It provides shade and shelter from the elements at the same time as making an enviable design statement and even houses a delightful surprise: the cockpit's own push button, electric sliding sunroof for extra sunlight, starlight, fresh air or outdoor ambience as required.

The generous proportions of the Riviera 6000 Sport Yacht mean all the benefits of Riviera's famous outdoor-indoor lifestyle layout have never been more apparent or desirably presented. For instance, the view from the cockpit to the saloon and helm beyond, seems to go on forever.

Gazing aft, you picture memorable days and nights entertaining and feeding family and guests from the barbecue centre thoughtfully built into the transom, with twin grilling and sizzling plates and handy drawer fridge. You know too that conveniently located below is the large tender garage with built in electric winch for easy launching and retrieval.

How uplifting. How clever. How Riviera.



FEATURES, INCLUSIONS AND OPTIONS

Cockpit Overview

- Wide hydraulic boarding platform teak-laid with recessed stainless steel swim ladder and hatch
- Tender garage – the door of which opens at the touch of a button
- Electric winch for easy launch or retrieval of tender
- Direct access to the tender garage is via a hatch in the cockpit floor
- Stainless steel transom gates provide entry to a generous entertainer's cockpit that is teak-laid and self-draining to the stern
- The fibreglass hardtop extends well aft to provide shelter and shade from the extremities
- Electric sliding sunroof built into the cockpit hardtop brings extra sunlight and fresh air into the alfresco area when desired
- Overhead and courtesy LED lighting
- Barbecue centre built into the transom with electric grilling and sizzling plates as well as a wet bar with sink, hot and cold tapware, rubbish bin, stainless steel refrigerator, LED lighting and solid surface benchtop
- Deep, cushioned lounges – L-shaped seating to port and two-metre lounge to starboard – hand-upholstered and with storage beneath, includes white stamoid protection covers
- Optional upholstery upgrades in a selection of colours and styles
- Teak table, satin-varnished, mounted on hi/lo pedestal for conversion into a day bed, includes infill cushion and white stamoid protection cover
- Access to storage room (or optional crew cabin) through a lockable hatch and stainless steel ladder
- Double action manual bilge pump for engine room
- Hand-held shower hot and cold (freshwater)
- Wash-down tap (freshwater)
- Entertainment via two weather-proof speakers controlled by second zone selection from saloon
- Sliding glass door to the saloon set in a strong stainless steel frame
- Large awning-style window in tinted and tempered glass with gas strut, safety latch and lock, also set in a stainless steel frame which opens out from the saloon

Please refer to your Riviera dealer for a detailed list of current inclusions and options for this model.



SAFE AND SOUND ON TOP OF THE WORLD

There is no finer way to get away from it all than on board the Riviera 6000 Sport Yacht. But when you feel the urge to get even further away, all the comforts of her elevated foredeck beckon. Here you can totally unwind far from the madding world. Better still, both you and your passengers of all ages, or those of the four footed variety, can be thoroughly relaxed about getting here in complete safety.

Safe passage is assured courtesy of wide non-skid side decks featuring thoughtfully placed handrails, a high bowrail and raised bulwarks.

In true Riviera style, functionality and appearance work together with the bow rail and all exterior fastenings like the cleats and fender holders, being fashioned from highly polished, 316-grade stainless steel. Cleverly concealed from view are deep foredeck lockers which house a range of equipment close at hand when you need it.

Lucky escapees to the Riviera 6000 Sport Yacht's foredeck will want for nothing.

Central attraction is an enormous, luxuriously comfortable sun pad, so large it covers the foredeck's entire centreline. Mood setting music is always on tap courtesy of the foredeck's own AM/FM stereo with bluetooth and USB port. And while you chill out and de-stress, a deep icebox keeps all refreshments cool and close by.

Yes, this is the life. Or at least the way more of your life should be.



FEATURES, INCLUSIONS AND OPTIONS

Deck Overview

- Bow rail in stainless steel (316 marine-grade), highly polished with mid safety wire including flag staff and burgee
- Front windscreen cover in black breezeway
- Stainless steel Ultra anchor with galvanised chain
- Vertical anchor winch with overload protection to suit rope and chain, operated via a plug-in hand-held remote with up/down function and with chain counter control at the helm
- Anchor lockers to port and starboard provide access to the anchor chain and rope storage
- A central hatch between the anchor lockers provides access to the heavy duty, self-loading stainless steel bow roller, anchor and chain stopper
- Salt and freshwater wash-down outlets are also located at the anchor lockers
- 8x stainless steel cleats
- Gunwale rail is impact and UV-resistant white PVC with stainless steel insert strip
- Expansive sun pad, cushioned and upholstered, is recessed into the deck with drain groves and stainless steel rails as well as drink-holders, includes protection cover
- Insulated forward deck cool box positioned to the portside of the sun pad
- Spotlight fitted to the bow is operated via remote control at the helm
- Targa (GRP, includes light mast and aerials for radios and electronics (as fitted))

Please refer to your Riviera dealer for a detailed list of current inclusions and options for this model.





FEATURES, INCLUSIONS AND OPTIONS

Galley Overview

- Fixed overhead galley skylights with sliding blind enhance the natural lighting
- Built-in galley cabinetry with walnut satin varnish and positive locking hardware as well as drawers for cutlery, pots and pans
- Drawer refrigeration - two fridges, freezer and dishwasher with Blum stainless steel, soft-close runners
- Premium combination microwave/convection oven with grill
- Three-element electric induction cooktop, with rangehood and removable stainless steel pot-holder
- Solid surface benchtop with a selection of colours and styles
- Stainless steel sink and premium tapware
- Rubbish bin with cover

STEP INSIDE, THE GOOD TIMES JUST FLOW

By marrying the 6000's deceptively wide beam with Riviera's trademark, flowing indoor-outdoor layout, our designers have created a magic lifestyle. More than that they have created a main deck platform for everyone to be together, uncluttered and free.

From cockpit to saloon to helm, the Riviera 6000 Sport Yacht's open, airy design seamlessly links spaces and people (although all spaces are easy to close off and secure when conditions require).

For example, open the large awning window above the saloon's U-shaped galley - maximise the effect by sliding open the stainless steel framed, toughened glass bulkhead door - and suddenly, saloon, galley and cockpit are one. As a result your chef is now right at the heart of the action.

Take a moment to reflect on all the joy this inspired Riviera design makes possible.

Naturally, the galley itself is the last word in designer beauty and practicality ... you'll have superbly finished cabinetry to store, the latest European appliances to create and gorgeous bench tops to prepare on.

Please refer to your Riviera dealer for a detailed list of current inclusions and options for this model.





FEATURES, INCLUSIONS AND OPTIONS

Saloon Overview

- Reverse-cycle air-conditioning to the saloon and galley
- Electric sliding tinted glass sunroof for extra fresh air, includes sliding insect screen
- Cocktail cabinet to starboard with icemaker/freezer drawer and additional refrigerator drawer with stainless steel Blum soft-close runners and positive locking hardware
- Three-seater leather lounge to starboard with storage underneath, with the option for the centre seat base to slide out to become an ottoman for additional seating at the dining table and for a fold-out table to create additional dining or work space
- Premium leather U-shaped lounge to port with storage underneath
- Large timber dining table to port, mounted on twin fixed pedestals with the option for hi-lo function so it converts into an additional berth when required
- Headlining cushioned and upholstered with LED overhead lighting
- Stainless steel hand rail with hand-stitched leather wrapping to companionway stairs
- Entertainment to the saloon is via large flatscreen TV that hinges out for viewing from all seating positions, integrated with a premium home theatre system incorporating AM/FM stereo, Blu-ray player with amplifier and 10 flush-mount speakers

YOUR MARVELLOUS, MIRACULOUS SALOON

No grand waterfront apartment owner ever had life so good. Here in the saloon of your Riviera 6000 Sport Yacht the views completely surround you and are ever changing. And life simply could not be more fulfilling.

Dramatic sweeping, tinted glass windows to both port and starboard frame picture book beauty.

Glance around and marvel at the wondrous level of saloon appointments. Enjoy it all in sublime, reverse cycle air conditioned comfort. Or push a button and invite the outside in via the striking, crescent-shaped electric sunroof.

So, next trip shall you enjoy the conversation and company in the waters off Saint Tropez? Or steal away and rediscover that idyllic, secret Caribbean coral cay? One thing is certain...the 6000 saloon will always be your perfect refuge, wherever in the world you may be.

Settle into the deeply cushioned, three-seater leather lounge to starboard. Prepare that round of special drinks from the nearby cocktail cabinet with its own ice maker and refrigeration drawers. Cheers. Should you be feeling peckish, drift over to the premium, L-shaped leather lounge to port. Your dining table is also at hand - richly polished and mounted on twin stainless steel pedestals, it offers the option of a space-creating, hi-lo function.

After dinner, your large flatscreen TV with integrated home theatre system, blu-ray and AM/FM stereo will take care of nearly every entertainment need. But then there are always the regular, unforgettable light-shows put on by mother nature...

Please refer to your Riviera dealer for a detailed list of current inclusions and options for this model.

FEATURES, INCLUSIONS AND OPTIONS

Helm Overview

- Windscreen – curved and clear tempered glass with two pantograph wipers with intermittent controls, includes washers plumbed off the freshwater system
- Directional air-conditioning outlets at the helm and vents to the windscreen
- Premium quality, high-backed Italian leather helm chairs with flip-up bolster cushions, the captain's seat with electric forward/aft adjustment
- Moulded footrests in high-quality, hard-wearing Royal Oak timber pattern
- Ergonomically designed console with drink-holders and storage recess
- Steering wheel, bound in premium leather
- Electronic engine controls with twin-lever gear and throttles, as well as joystick docking control
- Navigation – three Volvo Penta Glass Cockpit Multi Function Display screens with Garmin GSD24 sounder, B258 transducer, GMR 18xHD dome radar, including mount
- VHF radio with aerial
- Compass with light
- Anchor chain counter
- Designed-in access under the helm, ensuring easy and efficient servicing

Electronics

- A comprehensive range of factory-fitted electronic packages and custom features are available with everything from radar to underwater lights. Your dealer has full details.



CONGRATULATIONS, YOU'RE IN COMPLETE COMMAND

Cutting edge technology makes every part of life on board the 6000 more responsive and enjoyable. Nowhere is this seen to more thrilling effect than in the command station.

Some people find it hard to conceive of such a sporty, silky smooth craft being so easy to operate. But the latest technology has made a significant difference. Put simply, if you can drive a modern car you can skipper and navigate this remarkable boat.

So step forward into the helm and slide confidently into the Italian-leather captain's chair. Feels good doesn't it? Take hold of the sporty, leather-stitched steering wheel and note the excellent visibility from the wrap around windshield.

Now reach out to your left and discover a joystick that fits snugly into your hand. It's linked to the world-leading twin Volvo Penta Inboard Performance System (IPS), and promises you confident maneuverability and docking control.

The ergonomically designed command console is intuitively alive with the world's latest yet simplest-to-follow luxury motor yacht instrumentation. Everything you need to know is boldly on display, on large multi-function touch screens. At a glance take in full vessel, steering and propulsion control, all complemented by Glass Cockpit navigation display and engine system monitoring.

Your sport-loving motor yacht is cleared for take-off.







STEP DOWN, LUXURIATE, SELECT YOUR LAYOUT

As if you haven't been spoiled enough above decks. Now, as you venture below via the wide companionway, you enter a whole new realm of luxury and pampering. Welcome to the stately accommodation atrium of the Riviera 6000 Sport Yacht: where 6-star luxury revitalize and cocoon at every turn.

Here owners are offered an enviable choice: 'classic' or 'presidential' layout, four staterooms or three. As you are about to discover, depending on your family, guest and lifestyle needs, both have much to recommend them.

Whichever layout design select, the Riviera design team have worked tirelessly to treat the owners and guests who retire to the accommodation deck of the 6000 Sport Yacht like royalty.

The secret has been to combine elegance, flair, the finest, contemporary furnishings and materials with handcrafting from another age, to create environments beyond compare.

The classic layout also gives you the option of custom making the space forward to accommodate either an additional portside guest stateroom, L-shaped atrium retreat with entertainment system, functional office space, or a lower galley.

The optional portside stateroom designed in the classic layout, completes the guest accommodation possibilities onboard. The 6000 can entertain and accommodate a surprising number of people, and all in sublime comfort.

Your guests in the portside stateroom will discover adult-sized upper and lower berths with storage underneath, LED lighting, plush pile carpet, a cedar-lined hanging locker and the soothing design palette of walnut, satin finished timber and cushioned headlining, finished in high quality fabric. Fabulous!

FEATURES, INCLUSIONS AND OPTIONS

Companionway Overview

- Drawer storage beneath the companionway stairs
- Stairs have a high quality Royal Oak timber-finish
- Plush pile carpet with soft underlay in accommodation atrium
- Linen storage cabinet and washer and dryer fitted under companionway stairs
- Optional Dyson cordless rechargeable vacuum cleaner with detachable long-reach wand
- Optional wine cooler in lieu of linen storage. The wine cooler can be located in utility room if the presidential design option is selected.

Guest Stateroom – Port Overview

- Reverse-cycle air-conditioning split from starboard guest stateroom and day head
- Plush pile carpet with soft underlay
- Adult-sized upper and lower berths with storage underneath
- Bedside cabinet
- Hanging locker with cedar lining and auto LED lighting
- Additional storage lockers outboard with positive locking hardware
- Sweeping hull window, fixed with tinted and tempered glass with roller blind for privacy
- Reading and overhead LED lighting
- Optional entertainment to this stateroom is via flatscreen TV and home theatre system with iPod interface and two speakers

Please refer to your Riviera dealer for a detailed list of current inclusions and options for this model.





A STATEROOM MADE FOR A PRESIDENT

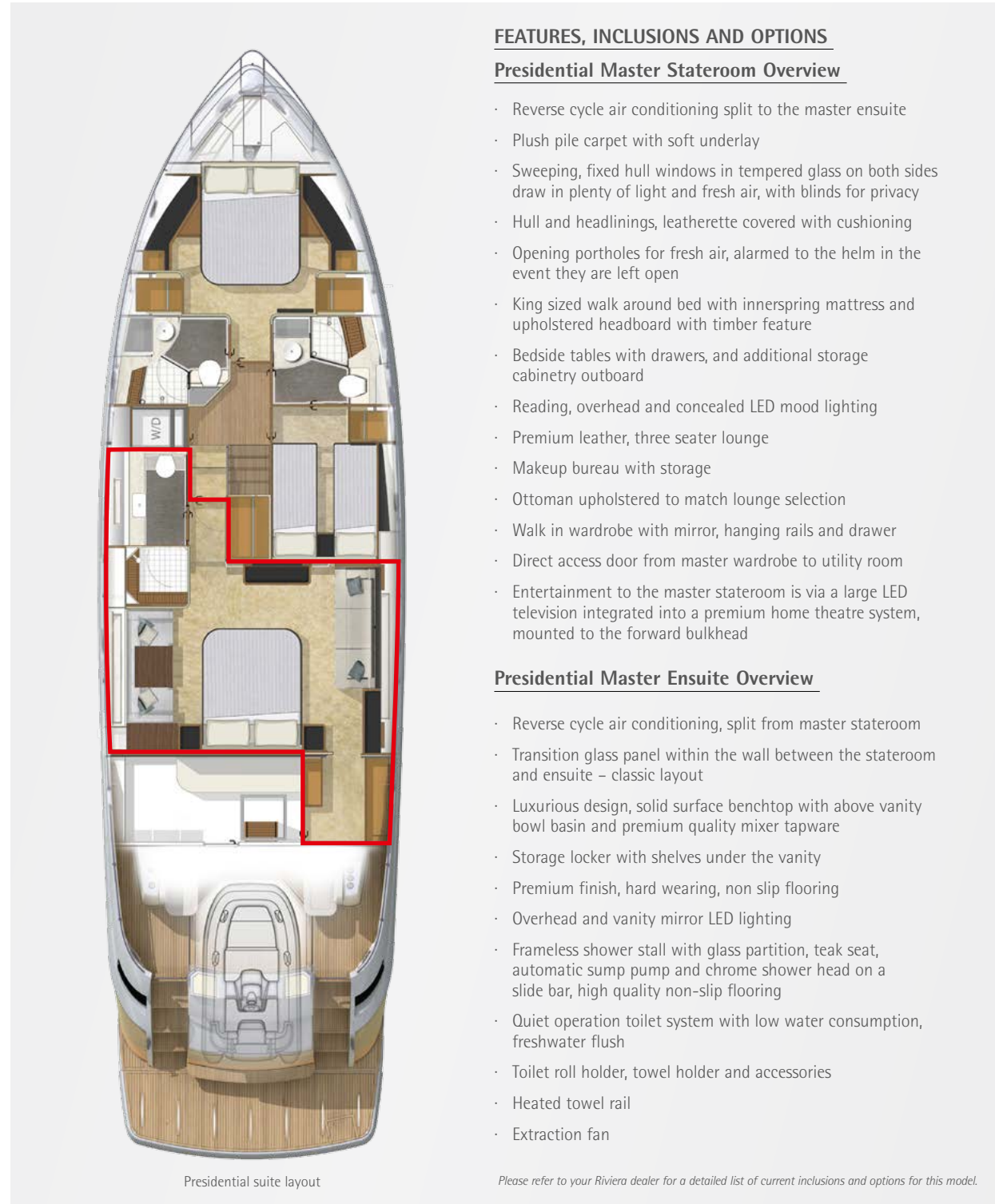
Commencing with the master stateroom configured in its enlarged and palatial 'presidential' mode, the keynote has been to handcraft an experience beyond the highest expectations: it is at once gracious, spacious and supremely restful.

By exercising your option to transform the master stateroom into an expansive, full beam presidential suite, you stand to gain an enormous amount. You will have all of the luxuries and appointments of the midship master stateroom you see described on the following pages, but you will also have more, and all on a grand scale.

More space, more privacy, more stunning views from the 'eyelid' shaped hull windows to port and starboard, and even more refined living. In this layout configuration, your beautiful, large bathroom - vanity, mirrors, benchtop, lighting and glass shower recess fresh from the pages of an international design magazine - is positioned forward.

You also gain your own casual dining and sitting area to port (with the table even doubling as a make up bureau), an additional, full length hanging wardrobe forward and extra handcrafted storage at the base of the wall mounted television.

In essence, the 6000 Sport Yacht's presidential layout promises an unrivalled sense of space and luxury with your large, luxurious ensuite positioned forward of the master stateroom.



Presidential suite layout

FEATURES, INCLUSIONS AND OPTIONS

Presidential Master Stateroom Overview

- Reverse cycle air conditioning split to the master ensuite
- Plush pile carpet with soft underlay
- Sweeping, fixed hull windows in tempered glass on both sides draw in plenty of light and fresh air, with blinds for privacy
- Hull and headlinings, leatherette covered with cushioning
- Opening portholes for fresh air, alarmed to the helm in the event they are left open
- King sized walk around bed with innerspring mattress and upholstered headboard with timber feature
- Bedside tables with drawers, and additional storage cabinetry outboard
- Reading, overhead and concealed LED mood lighting
- Premium leather, three seater lounge
- Makeup bureau with storage
- Ottoman upholstered to match lounge selection
- Walk in wardrobe with mirror, hanging rails and drawer
- Direct access door from master wardrobe to utility room
- Entertainment to the master stateroom is via a large LED television integrated into a premium home theatre system, mounted to the forward bulkhead

Presidential Master Ensuite Overview

- Reverse cycle air conditioning, split from master stateroom
- Transition glass panel within the wall between the stateroom and ensuite - classic layout
- Luxurious design, solid surface benchtop with above vanity bowl basin and premium quality mixer tapware
- Storage locker with shelves under the vanity
- Premium finish, hard wearing, non slip flooring
- Overhead and vanity mirror LED lighting
- Frameless shower stall with glass partition, teak seat, automatic sump pump and chrome shower head on a slide bar, high quality non-slip flooring
- Quiet operation toilet system with low water consumption, freshwater flush
- Toilet roll holder, towel holder and accessories
- Heated towel rail
- Extraction fan

Please refer to your Riviera dealer for a detailed list of current inclusions and options for this model.



THE MASTER STATEROOM: A MODERN CLASSIC

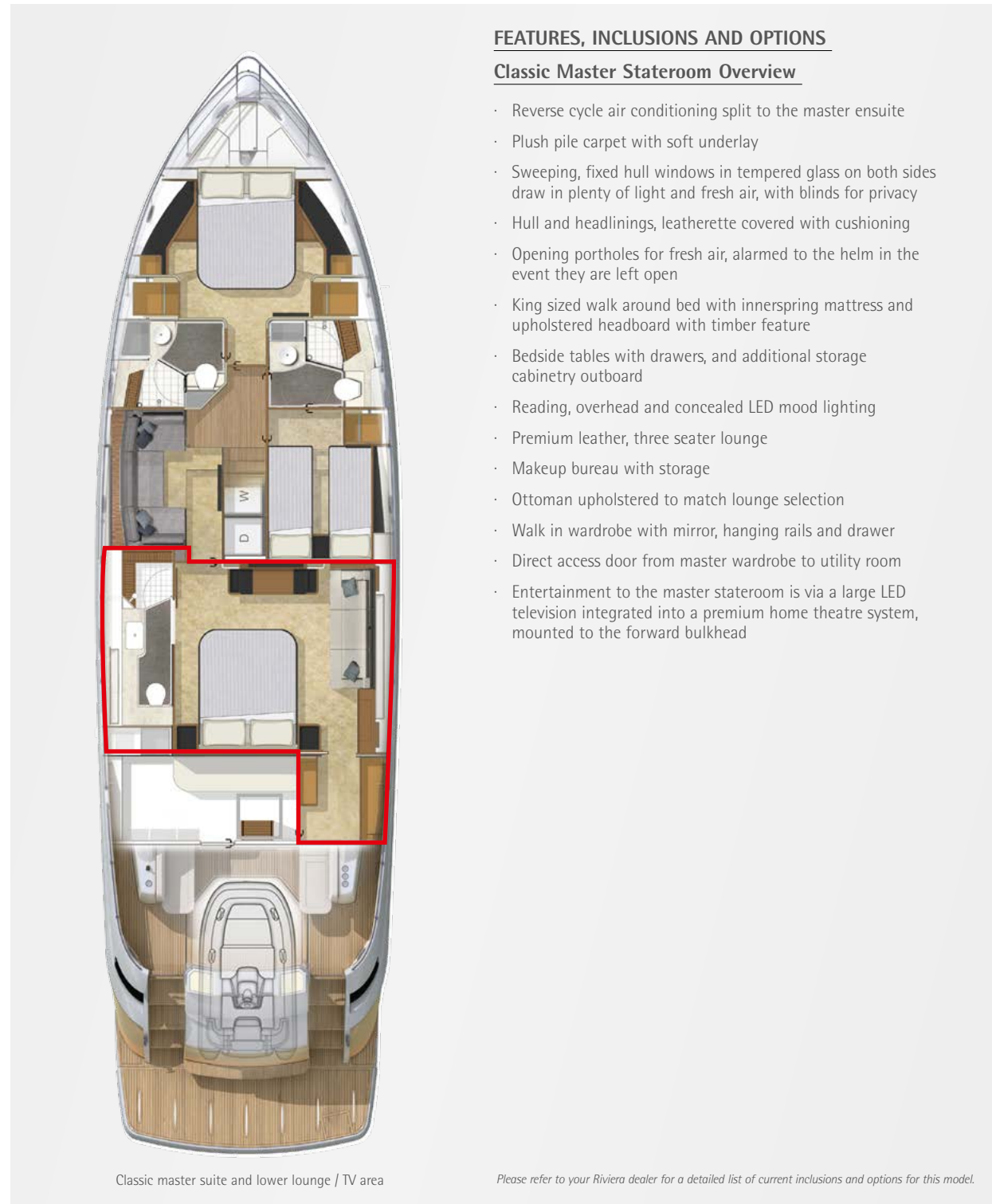
In the 'classic' layout, you will discover your master stateroom amidship and what a discovery it is. On an extended Mediterranean cruise or simply getting away for a long weekend, it is a pleasure and privilege to be here. Always.

In this space everything harmonises perfectly...furnishings, materials, ambience and mood. You find yourself at peace with the world and delighted to be here. The plush pile carpet feels good at your feet. It is a joy beyond measure to be able to walk around a supremely comfortable, king-sized bed. Its fabulously detailed bedhead feature, like all of the Riviera handcrafted touches, captures your eye and your heart.

There are bedside tables to store your valuables and a deep walk-in wardrobe with cedar lining aft to hang your clothes. And everywhere Riviera attention to detail: LED lighting by your bed and overhead, a make up bureau and ottoman forward and a three-seater leather lounge to starboard that simply calls out for you to rekindle your love of a good conversation or book.

Here, reverse-cycle air conditioning keeps you comfortable and a large LED television and integrated home theatre system in the forward bulkhead, ensures you are suitably entertained.

Of course should you hanker for fresh sea air, you can always open either of the classic portholes. You'll find them positioned either side of the panoramic, tempered glass hull windows - the same windows that enrich the internal design and frame a wondrous array of vistas outside.



FEATURES, INCLUSIONS AND OPTIONS

Classic Master Ensuite Overview

- Reverse cycle air conditioning, split from master stateroom
- Transition glass panel within the wall between the stateroom and ensuite – classic layout
- Luxurious design, solid surface benchtop with above-vanity bowl basin and premium quality mixer tapware
- Storage locker with shelves under the vanity
- Premium finish, hard wearing, non slip flooring
- Overhead and vanity mirror LED lighting
- Frameless shower stall with glass partition, teak seat, automatic sump pump and chrome shower head on a slide bar, high quality non slip flooring
- Quiet operation toilet system with low water consumption, freshwater flush
- Toilet roll holder, towel holder and accessories
- Heated towel rail
- Extraction fan



EITHER WAY AN INSPIRED CHOICE

In the classic layout you will discover your master ensuite portside, behind smart transition glass that filters natural light into the master stateroom when the bathroom is not in use. As you would expect this ensuite is refined and luxurious ... above vanity basin, solid benchtops, frameless shower stall, vanity mirror, storage lockers ... it is a serene and welcoming space.







YOUR RICHLY FAVOURED GUESTS

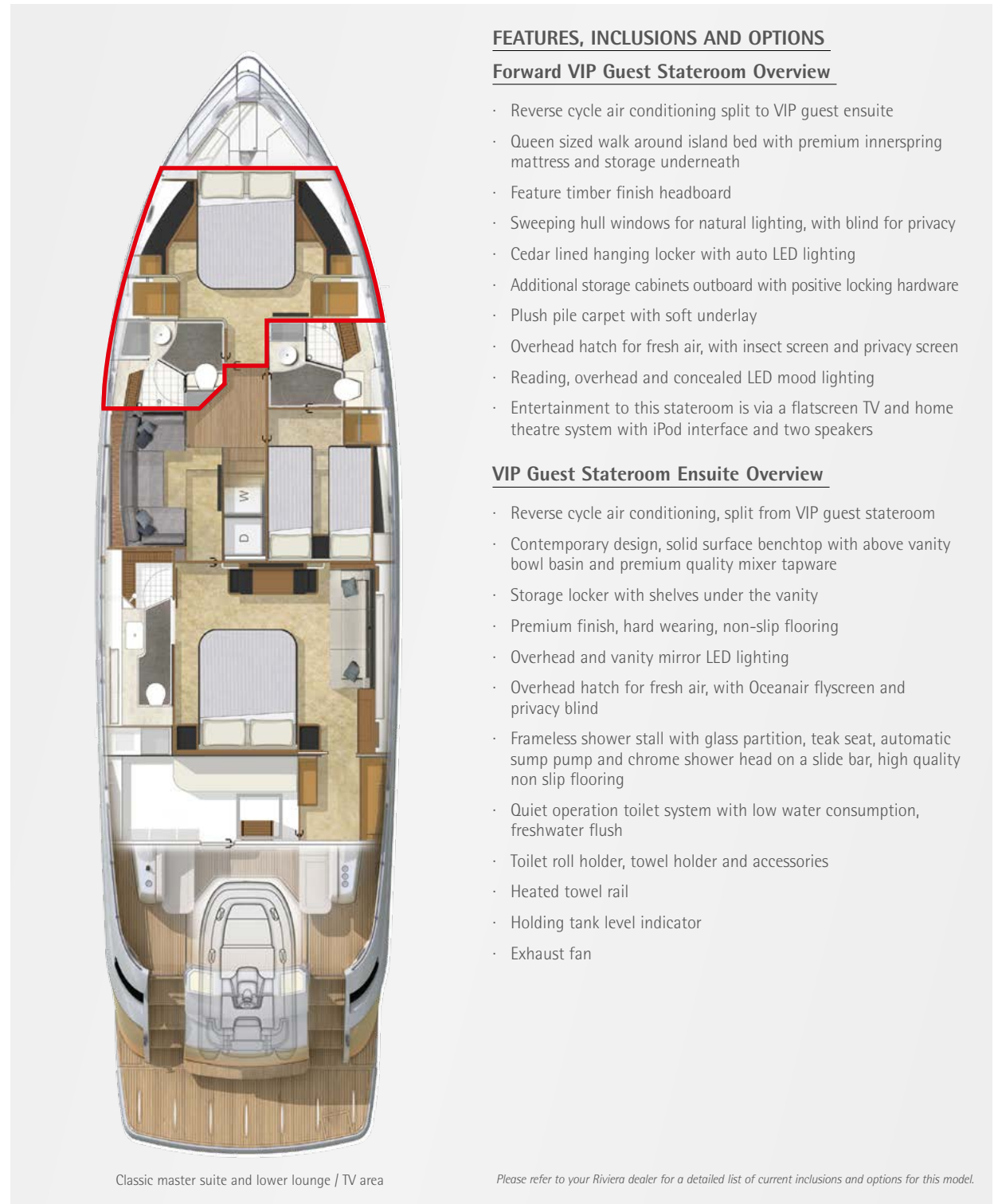
As with all your onboard guests, family and friends accommodated in the VIP stateroom - positioned forward in the classic layout - will want for nothing, save the hope of a return invitation on your next cruising adventure.

Spoiling them in such a 6-star manner is one of the really rewarding aspects of being a Riviera 6000 Sport Yacht owner.

So, your guests have much to look forward to. Opulent surrounds highlighted by Riviera handcrafted timberwork, adjustable LED mood lighting and soft, contemporary fabrics. An unprecedented level of comfort courtesy of the queen-sized, walk-around bed, with clever storage space beneath.

And with an abundance of other luxury touches like reverse-cycle air conditioning, large flatscreen TV and home theatre entertainment system, plus ample storage including a cedar-lined hanging locker, their every need has been anticipated and catered for.

If that's not enough, there is a fully equipped, thoroughly luxurious ensuite to wash away any lingering stress from their workaday life and sweeping hull windows to connect them with a better, more natural world.



Classic master suite and lower lounge / TV area

FEATURES, INCLUSIONS AND OPTIONS

Forward VIP Guest Stateroom Overview

- Reverse cycle air conditioning split to VIP guest ensuite
- Queen sized walk around island bed with premium innerspring mattress and storage underneath
- Feature timber finish headboard
- Sweeping hull windows for natural lighting, with blind for privacy
- Cedar lined hanging locker with auto LED lighting
- Additional storage cabinets outboard with positive locking hardware
- Plush pile carpet with soft underlay
- Overhead hatch for fresh air, with insect screen and privacy screen
- Reading, overhead and concealed LED mood lighting
- Entertainment to this stateroom is via a flatscreen TV and home theatre system with iPod interface and two speakers

VIP Guest Stateroom Ensuite Overview

- Reverse cycle air conditioning, split from VIP guest stateroom
- Contemporary design, solid surface benchtop with above vanity bowl basin and premium quality mixer tapware
- Storage locker with shelves under the vanity
- Premium finish, hard wearing, non-slip flooring
- Overhead and vanity mirror LED lighting
- Overhead hatch for fresh air, with Oceanair flyscreen and privacy blind
- Frameless shower stall with glass partition, teak seat, automatic sump pump and chrome shower head on a slide bar, high quality non slip flooring
- Quiet operation toilet system with low water consumption, freshwater flush
- Toilet roll holder, towel holder and accessories
- Heated towel rail
- Holding tank level indicator
- Exhaust fan

Please refer to your Riviera dealer for a detailed list of current inclusions and options for this model.

FEATURES, INCLUSIONS AND OPTIONS

Guest Stateroom – Starboard Overview

- Reverse cycle air conditioning split to port stateroom and day head
- Plush pile carpet with soft underlay
- Adult sized single beds with innerspring mattresses and generous storage underneath
- Bedside table with drawers
- Hanging locker with cedar lining, two drawers and auto LED lighting
- Sweeping hull window, fixed with tinted and tempered glass with roller blind for privacy
- Reading and overhead LED lighting
- Optional entertainment to this stateroom is via a flatscreen TV and home theatre system with iPod interface and two speakers

Guest Stateroom Starboard Ensuite/Day Head Overview

- Reverse cycle air conditioning, split from VIP guest stateroom
- Contemporary design, solid surface benchtop with above vanity bowl basin and premium quality mixer tapware
- Storage locker with shelves under the vanity
- Premium finish, hard wearing, non slip flooring
- Overhead and vanity mirror LED lighting
- Overhead hatch for fresh air, with Oceanair flyscreen and privacy blind
- Frameless shower stall with glass partition, teak seat, automatic sump pump and chrome shower head on a slide bar, high quality non slip flooring
- Quiet operation toilet system with low water consumption, freshwater flush
- Toilet roll holder, towel holder and accessories
- Heated towel rail
- Holding tank level indicator
- Exhaust fan

Please refer to your Riviera dealer for a detailed list of current inclusions and options for this model.



THE VIP TREATMENT CONTINUES

The Riviera design team have invested an inordinate amount of care and flair to ensure that every guest aboard your Riviera 6000 Sport Yacht receives the VIP treatment they deserve. The impressive starboard guest stateroom with direct access to the day head, will more than impress.

There are twin adult-sized single beds with deeply comfortable innerspring mattresses (and generous storage underneath), which your guests will find a pleasure to retreat to at the end of another glorious day. There is a handy, handcrafted bedside table with drawers and plenty of finely designed, wooden storage cabinetry with positive locking hardware.

Naturally, the sweeping hull window design feature brings natural light to all areas of the accommodation deck, including the starboard stateroom - a feature much welcomed by your guests.

Similarly, the adjoining ensuite/dayhead - with designer vanity, mirrors, shower, appointments - upholds the Riviera obsession with excellence that sets the marque apart and launches the 6000 Sport Yacht into a class of its own.



FEATURES, INCLUSIONS AND OPTIONS

Utility Room Overview

- Stainless steel ladder for access to the cockpit via watertight hatch
- Direct access to engine room through watertight door
- Storage lockers and work bench
- High quality rubber matting to floor and work bench
- Access point to fuel shut-off valves
- Storage room liner including GRP non-skid flooring
- Storage shelves to port
- Optional crew cabin with entrance from the cockpit – includes single berth, reverse-cycle air-conditioning, wet head, exhaust fan, lighting, mirror, vanity, hanging locker, fixed porthole and privacy screen



Classic master suite and twin cabin to port

Please refer to your Riviera dealer for a detailed list of current inclusions and options for this model.



FLEXIBILITY AT ITS FINEST

And now there is just one room left for you to uncover, the versatile and ingeniously conceived utility room.

Directly accessible from the cockpit or through the master stateroom's wardrobe, this is the ideal space to store water toys, diving and recreational equipment, safely and out of sight - this is a very versatile space.

However, should you feel like some owners that the vast entertainment and exploration potential of the 6000 might be best served by the addition of a crew, the utility room can be permanently sealed from the master and converted into fully self-contained crew quarters.

Your call. Your choice on how to best enjoy your 6-star getaway.





THE POWER AND TECHNOLOGY ARE YOURS

Riviera is at the forefront of a marine propulsion revolution, having now launched almost 500 pod-driven luxury motor yachts.

Pod-drives are used on such worldly form vessels as the Queen Mary II cruise ship as well as large-scale commercial craft. This proven technology is now revolutionising pleasure yachts.

Offering an excellent power to weight ratio, pod drives deliver exceptional performance, enhanced torque, impressive fuel efficiency, simple maneuverability, low environmental impact and quiet operation thanks to underwater exhausts.

In simplified terms, Volvo Penta's innovative Inboard Propulsion System (IPS) features twin pod drive units, each of which is capable of turning independently to provide the correct thrust to move the yacht in the exact direction required by the skipper easily controlling the system with either a steering wheel and throttles or a joystick.

The 6000 has a joystick at the helm and an additional joystick on the portside of her cockpit so a skipper, either solo or with a novice crew, is able to simply push and twist the joystick and the yacht will respond immediately, pivoting in place or tracking sideways into a berth that's just long enough to fit the yacht.

IPS also offers a Dynamic Positioning System (DPS) for station holding while preparing lines and fenders or while waiting off a fuel jetty, the convenience of auto pilot, manual trimming with optional auto trim, as well as a highly efficient Anti Corrosion Protection (ACP) unit mounted to the transom to reduce maintenance of sacrificial anodes.

The three blade nibral, forward facing, counter rotating propellers are protected by the premium antifouling coating PropSpeed to achieve a long service life, as well as 316 marine grade stainless steel line cutters from Volvo Penta, for protection from ropes,

fishing lines, plastic bags or nets – these precision made line cutters create a very efficient rotating cutting action without increasing drag or fuel burn.

The 6000 Sport Yacht employs the revolutionary Volvo Penta D11-IPS950 propulsion system with twin D11 engines and IPS20 pod-drives (533kW/2x) 725hp). This is a perfectly matched drive package for the 6000 and the system's Class 5 commercial rating assures enhanced reliability even for high-use, high-speed planing commercial vessels.

Additionally, the D11-IPS950 system is fully certified under the Det Norske Veritas and Germanischer Lloyd (DNV GL) classification system.



WINDOW TO THE FUTURE

To give you total command of the 6000 Sport Yacht, Volvo Penta's state-of-the-art Glass Cockpit navigation system blends new technology with dependability and practical functionality.

The Glass Cockpit system provides a very clean, easy-to-use system with enhanced overview and control of both engines and navigation, including GPS, sounder and radar, even auto-pilot and optional charts ... and all in one place and all in one system.

Integrated with the IPS Electronic Vessel Control (EVC) system, the Glass Cockpit gathers all driver information and displays it in one location. The easy-to-handle, pinch-to-zoom displays give you instant control. The ergonomic design and interface for the dashboard offers push-buttons on the controls and touch-buttons on the screens.

Just one clever feature of the Glass Cockpit is the unique Auto Guidance feature that searches through all relevant charts to suggest a route you can safely follow, keeping your preferred distance from shallow water, buoys and other known obstacles.

Coupled with the Auto Pilot, it not only shows the way, it can take you there.



THE RIVIERA ADVANTAGE

Riviera is continuing to lead the luxury motor yacht market and proudly stands behind the easy-to-use systems onboard its world-class designs.

A 5-year limited warranty on all Volvo Penta systems is now standard with every new Riviera and covers Volvo Penta helm stations, steering and propellers as well as major componentry of their high performance drivelines and fuel-efficient engines.

Available worldwide, this extended warranty complements the Riviera 5-year limited structural warranty and will provide even greater peace of mind for our valued Riviera boating family members.

Riviera Family members enjoy exclusive invitations to fun-filled social and boating education events, inspiring cruising experiences as well as special offers on genuine parts, electronics and our premium Riviera lifestyle collection.



CZONE SIMPLICITY

The fully integrated CZone digital switching system enhances the ease of monitoring and operation of the Riviera 6000's onboard systems even further, extending centralised, touch-screen control to lighting, pumps, batteries, entertainment systems and appliances.

CZone allows owners to operate multiple circuits at a single touch, energising all lighting and electrics depending on your requirements. It comes pre-programmed with three Modes – entertaining, cruising and dock unattended – and these modes can be customised.

Other user-friendly features include interior light-dimming, timer controls, automated circuit control, wiper speed and wash functions. There's also a service mode that shuts down all power and systems.

Based on industry-proven Controller Area Network (CAN) technology, the CZone system offers DC and AC switching and over-current protection. Full systems monitoring (with alarms) including AC voltage, current, frequency and kilowatts, DC voltage, current and remaining battery capacity, along with tank levels and indication for systems in operation, is all clearly displayed on the 10-inch touchscreen at the helm and 5-inch colour control screens in the galley and master stateroom.

There's also the option of additional iPad connectivity, so you can control CZone from anywhere onboard your yacht.



IMPECCABLE PEDIGREE

The confident poise of the 6000 Sport Yacht is just as evident offshore as it is at anchor – her solid and robust hull with keel is the evolution of our rich 36-year heritage of building over 5200 world-class luxury motor yachts that are proven in the often challenging Australian offshore conditions.

Every Riviera built at our world-class facility on Australia's Gold Coast combines superior-strength hand lay-ups with a water-tight collision bulkhead forward and independent compartments throughout the hull.

Our legendary build quality also features vinylester resin in the outer layer of lamination to increase the ability to withstand water absorption. An isophthalic gelcoat exterior provides an impeccable and hard-wearing surface finish.

From the waterline down, the hull is solid GRP with reinforced bottom, keel and chines. Structural core material is used in the hull flanks, main deck and hardtop, while precisely fitted, lightweight resin transfer-moulded small parts have a double-sided gelcoat finish and are pre-fitted for a perfect seal when all major components are bonded together.

Riviera also only uses 316 marine grade stainless steel in all our exterior fastenings. All stainless steel rails feature ground and polished welds to ensure a consistently smooth and mirror finish.

Our designers have placed a firm focus on convenient access to every key maintenance point so any issues can be quickly identified and addressed, and service costs are kept to a minimum.



ELECTRICAL EXCELLENCE

All batteries on board the 6000 Sport Yacht are maintenance-free to ensure carefree boating and are housed in special battery boxes in accordance with American Boating and Yacht Council (ABYC) and the European Union's CE industry standards.

The 6000 has two starting battery banks comprising two batteries per bank for the port and starboard engines. The house battery bank comprises six batteries, and there are two batteries in the auxiliary bank. Individual alternators for each battery bank ensure charging systems are optimised whilst underway and an emergency parallel function provides increased reliability, just in case you are ever faced with a flat start battery bank. All battery banks are isolated at the main battery panel in the utility room.

The house power is 24-volt, which allows for simpler charging, lower current draw and smaller cables (further reduced weight) than equivalent 12-volt systems. The Mastervolt AC-DC inverter (5kW 230V 50HZ/4kW 110V 60HZ) provides power to the icemaker, entertainment systems and all outlets onboard, ensuring watching television while relaxing quietly at anchor is whisper-quiet.

LED lights provide trouble-free boating while reducing electrical current draw. The lamps use less than 10 per cent of the power required to run a halogen lamp – no bulbs means no maintenance and long service life. Additionally, Residual Current Device/Ground Fault Circuit Interrupter (RCD/GFCI) provides protection over the entire yacht and also complies with ABYC and CE standards for safer boating.

FEATURES, INCLUSIONS AND OPTIONS

Electrical Overview

- Alternators – port alternator charges port start bank. Starboard alternator charges starboard start bank and designated alternators for house bank and auxiliary bank, ensure charging systems are optimised whilst underway
- Batteries (maintenance-free) – independent port and starboard start (4x), house (6x) and auxiliary (2x)
- Battery banks individually isolated at the main battery panel in the utility room
- Battery chargers – automatic, 100Amp/24DC and 30 Amp/24DC
- Battery paralleling system provides increased reliability in the event that you are faced with a flat start battery bank
- Digital DC circuit control and protection incorporating 'intelligent' operation with user-programmable usage modes, timer circuits, light dimming and circuit bypass, operational via conventional switches, signal set points as well as LED display modules
- Digital monitoring system including AC and DC power metering, fluid tank level monitoring and DC circuit status via colour LCD touchscreen display at, saloon entry and master stateroom
- Engine room features LED lighting
- Generator – Onan EQD 22.5kW/50Hz (27.5kW/60Hz) with muffler, water separation system, fresh water-cooled and including a sound shield, remote stop/start function, state of-the-art diagnostics and hour meter. Optimised mounting system reduces vibration
- Inverter – Mastervolt 5kW AC-DC operates the entertainment, ice-maker and all GPOs in the absence of a generator or shore power
- Navigation lights (international standard)
- Wiring coded, numbered and assembled in looms where possible to ensure trouble-free maintenance and repairs

Please refer to your Riviera dealer for a detailed list of current inclusions and options for this model.



ENGINEERING EXCELLENCE

Access to the flow-coated engine room – with acoustic and thermal insulation and LED lighting – is via a deck hatch from the cockpit or through a watertight door from the versatile utility area. It's here that you will really begin to appreciate the careful consideration for which Riviera is renowned globally in terms of its engine rooms.

The impressive commercial air intake system helps to keep the engine room temperature well below the engine manufacturer's formal recommendation, reducing fuel consumption even further, while the air-conditioning units are mounted high so gravity feeds condensation water into the common drain lines located on either side of the yacht and which drain aft and overboard.

All onboard drains also feed into these common drain lines while the advanced mist elimination system with veins draws moisture from the air and feeds directly overboard.

Four automatic bilge pumps with manual override are located at various points throughout the hull and also pump directly overboard.

There's even a dedicated space for a gyroscopic stabiliser – another example of how Riviera is ready to embrace innovation that makes boating even more enjoyable.

FEATURES, INCLUSIONS AND OPTIONS

Engineering Overview

- All through-hull fittings on or below the water line are fitted with ball valves, and all hoses are double-clamped
- All metallic hull fittings below the waterline are bonded to zinc anodes, including galvanic isolators
- Bilge pumps, auto and manual override (x4)
- Engine hatches are insulated and removable
- Engine mounts protect against vibration
- External and internal seawater strainers for the main water intakes – engines, generator and air-conditioning
- Integrated fire suppression system for the engine room with automatic/manual controls
- Fresh water heater (AC)
- Fresh water pump, secondary back-up pump (switched independently)
- Fresh water system with tap and hose, pressurised, single 800-litre (211 US gallons) tank with gauge in CZone
- Fresh water tap and hose in engine room
- Fuel lines all swaged
- Fuel shut-off valves
- Fuel tank positioned centrally to ensure optimal balance. Fire-retardant GRP, 3300 litres (872 US gallons) with gauge at helm and visual site gauge on tank
- Holding tank capacity 500 litres (132 gallons)
- Sanitation system with overboard pump-out switch and deck fitting for dock-side pump-out
- Venting dorade system for engine and air intakes with mist eliminators

Please refer to your Riviera dealer for a detailed list of current inclusions and options for this model.

THE RIVIERA WARRANTY

Limited Express Warranty

Riviera Australia Pty Ltd. A.C.N. 139 663 906 (Riviera) makes this Limited Express Warranty (Warranty) to the original retail purchaser of a vessel manufactured by Riviera, provided the vessel is purchased from an authorised Riviera dealer and said first retail purchaser registers this Warranty with Riviera within 30 days of the purchase. This Warranty is the only warranty provided by Riviera, express or implied, with respect to any vessel manufactured by Riviera.

Five Year Limited Structural Warranty:

Riviera warrants to the first retail purchaser that for five (5) years after the date of delivery to the first retail purchaser, and for the period before it is delivered to the first retail purchaser, that the hull, deck, flybridge and hardtop shall be free from structural defects due to material or workmanship, under normal non-commercial use, that result in any delamination or separation of the stringers or composite structure.

A structural defect includes the following:

- structural failure of the fibreglass hull, deck, flybridge and hardtop
- structural failure of any parts glassed onto the above components, or
- structural failure of the joints between any of the above components.

The structural warranty does not apply to the following:

- A water leak through the joints between the hull, deck, flybridge and hardtop
- Fibreglass small parts failures
- Parts that are not manufactured by Riviera;
- Interior failures, window or hatch failures
- Damage resulting from misuse, abuse, negligence, improper docking, alteration, vandalism, accident or lack of performance of normal maintenance
- Any charges incurred by any vessel returned to the factory, dealer or authorised agent for inspection prior to authorisation of warranty repairs
- The cost of removal or reinstatement of a part, or disassembly or reassembly of the unit of which it is a component
- Heat and/or sun damage to the hull and/or gelcoat on hulls that are painted a dark colour
- Owners other than the first retail purchaser, or in relation to the hull only, subsequent owners to whom the structural warranty of the Hull has been validly transferred in accordance with this Warranty
- Any vessels sold to the first retail purchaser by anyone other than a Riviera dealer listed on www.riviera.com.au on the date of the purchase (Authorised Riviera Dealer), or
- Any item which Riviera has not been notified of within thirty (30) days of the issue becoming apparent.

The above list is not intended to be exhaustive and Riviera may, at its absolute discretion, elect to refuse any warranty claim whatsoever.

Vessels that go into a syndication or shared ownership program are entitled to the standard five-year structural warranty, subject to fair wear and tear on the vessel.

Transfer of Structural Warranty

In reference to the structural warranty of the hull ONLY, Riviera may agree in its sole and absolute discretion, to transfer the hull warranty to a subsequent owner of a vessel, who purchases the vessel from an Authorised Riviera Dealer, upon application and payment of a \$1000 Australian dollar transfer fee. Such transfer will only be effective upon confirmation in writing from Riviera. Where Riviera does approve the transfer of the remaining term of the hull warranty to a subsequent owner in writing, then such hull warranty will be transferred for a period of not more than a total period of five (5) years from the date an Authorised Riviera Dealer first delivered the vessel to the first retail purchaser.

Please refer to your Riviera and Belize dealer for specific warranty cover.




ELECTRONICS AND SYSTEMS

Electronics play an ever-increasing role in maximising the pleasure and safety of luxury motor yachts, and the choice of equipment that is available today is vast.

Selecting the equipment that meets your needs can be a very challenging task – and Riviera's electronics experts are here to assist.

We source the best systems from around the world, we help match technology to individual requirements and work closely with Riviera's international dealer network to create systems that maximise your boating pleasure.



RIVIERA GENUINE PARTS AND ACCESSORIES

Our passion for quality and practical design is reflected in our exclusive and growing range of clothing, accessories and décor items created to enhance your time afloat.

If you love your Riviera, you'll feel right at home with the Riviera Collection – an extensive range of casual, stylish, comfortable, practical equipment, clothing and accessories.

The Accessory and Décor collection ranges from storm jackets to stylish crockery.

To make your Riviera truly your own, we offer a wide range of fabrics, finishes and colour schemes that enable you to customise your yacht.

Of course our experienced design team is always available to advise and assist you with your individual selection.

RivieraParts.com.au





THE RIVIERA EXPERIENCE

There's nothing quite like the exhilaration of blue-water cruising in company to remind our valued owners why they are so passionate about the rich and rewarding Riviera luxury life afloat.

For these are the types of passages that build the confidence and skills for people to use their yachts to their full potential, that create the very special memories that last a lifetime, and, importantly, are often the catalyst for long-lasting friendships.

Together, members of our growing global family of Riviera and Belize owners enjoy many special cruising experiences to idyllic destinations around the world – safe in the knowledge that experienced skippers and engineers are always close at hand.

Our global cruising events calendar takes in all states of Australia, New Zealand, the east and west coasts of the United States, the Bahamas, Asia, Europe and the Middle East.

We invite you to join with us for these special experiences – either to stretch your sea legs and gain offshore cruising confidence, or to simply enjoy the company of like-minded people who share an appreciation for the truly unique Riviera life.





6000 SPORT YACHT SPECIFICATIONS

Length Overall (inc. swim platform)	19.30 m	63' 4"
Hull Length (Lh to ISO8666) *	17.60 m	57' 9"
Beam (inc. gunwale)	5.38 m	17' 8"
Maximum Draft (inc. props)	1.44 m	4' 9"
Dry Weight (approx.) **	27,800 kg	61,300 lb
Fuel Capacity ***	3,300 L	872 US gal
Water Capacity ***	800 L	211 US gal
Holding Tank Capacity ***	500 L	132 US gal
Sleeping Capacity	8 - 10 persons	

Cockpit Area	10.60 m ²	114.1 ft ²
Bridge Clearance	4.24 m	13' 11"
Standard Engine Volvo Penta D11-IPS950 x 2	533 kW	725 hp each

*Specifications may vary on a regional basis.

RIVIERA SPECIFICATION CLARIFICATION

* Length of the hull (Lh) to ISO8666: Includes all structural and integral parts (ie. the moulded length of the hull). It excludes parts that can be removed in a non-destructive manner without affecting the structural integrity of the craft, (eg. pulpits, outdrives, driving platforms, rubbing strakes).

** Dry weight represents the estimated minimum weight of a yacht with standard engines and options, no fuel or water on board, no equipment or provisions and no personnel. The stated dry weight may be exceeded.

*** Denotes net tank capacity. For useable capacity do not rely on more than 90% of tank capacity. Actual capacity will vary according to yacht trim and sea state. Speeds are subject to normal weather conditions, fuel and/or water levels, passengers and equipment loads.

Please refer to your Riviera Owner's Manual and your Dealer for height to hardtop and maximum height details.

The specifications in this document are not complete or definitive and therefore may not be current. Riviera will not be liable (in contract or otherwise) for any loss resulting from the inaccuracy or currency of any information contained in this document. Specifications may vary with time and by region. Some images in this brochure may include non-standard or after-market options. Please refer to your Riviera dealer for a detailed list of current inclusions and options for this model.

RivieraAustralia.com