



RIVIERA  
LUXURY MOTOR YACHTS

BELIZE



# PLATINUM

5400 SPORT YACHT

PREMIERE MAY 2019



## Take in a masterful piece of design

**R**iviera sport yachts are designed to turn heads. Their sleek aerodynamic lines attract comment and more than a little envy at the world's finest marinas. The Riviera 5400 Sport Yacht Platinum Edition exhibits an even rarer charisma.

The exterior colour palette of silver, black and white highlights its flowing elegant contours. This is design that speaks of luxury, power and exotic destinations. Design made to be appreciated and seen.

Topping it all off, the Riviera Platinum Sliver hardtop and targa meld with the enormous black wrap-around windshield, rakish black boot stripe and full length black hull windows to lend an air of sophisticated mystery.








## A sport yacht born to shine

**S**ymmetry. Luxury. Thrilling aerodynamics. Rugged practicality. The Riviera 5400 Sport Yacht Platinum Edition has it all in just the right proportions. She is the creation of a design team charged with building on the best to create a superior sport yacht experience.

To begin with, consider all the space and style on display. You have an uninterrupted eyeline from the forward deck all the way aft to the soaring saloon space and out onto the generous broad cockpit. That's an enormous area to unwind and connect in, surrounded by Riviera luxury.

Speaking of luxury, the Platinum Edition introduces a new benchmark for gracious sport yacht living with many new refinements and innovations. The accommodation deck is the last word in designer comfort, style and attention to detail.

Flying you to your next destination are state-of-the-art twin VolvoPenta IPS 950 Inboard Propulsion System (IPS) diesel engines.



## Step from the boarding platform to the cockpit

**C**ome aboard. The wide hydraulic boarding platform is teak-laid with a classic recessed swim ladder and cover hatch. A touch button tender garage lies forward, with an electric winch for easy tender launch or retrieval.

Now open the gleaming stainless steel transom gates and step out onto the alfresco cockpit. That's timeless teak decking at your feet. The sporty hardtop overhead promises shade, shelter and something else besides: an electric touch button sunroof.

Take your place in the large plush, forward-facing transom lounge and consider all before you. Turning up the volume on the stereo with two weatherproof cockpit speakers. Family and friends luxuriate in the large L-shaped lounge forward to starboard, while tasty delights served from the dual electric BBQ and wet bar located to port fill their hi/lo teak table.

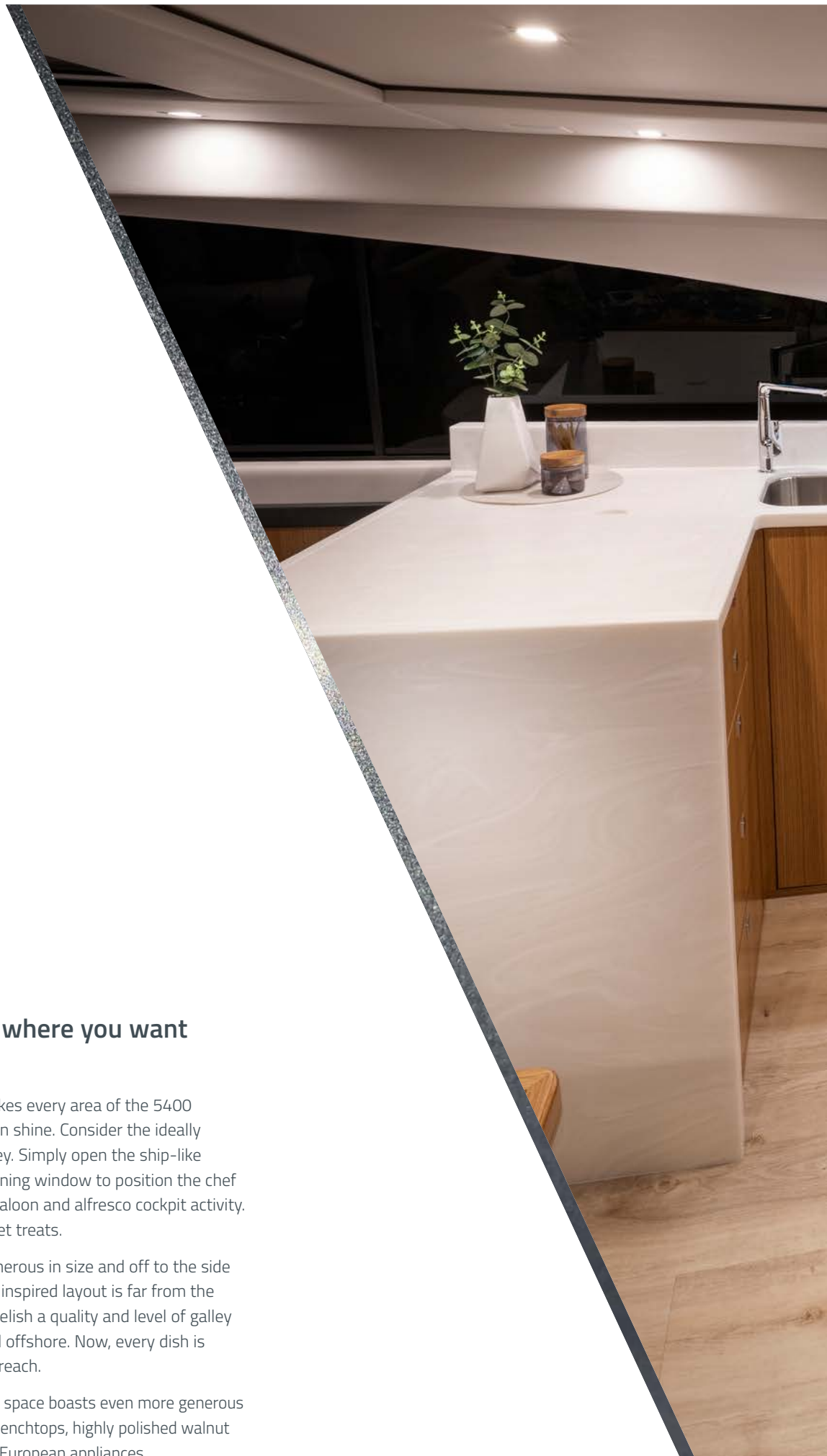
## Your safety over and above all

**M**aking your way to the expansive forward deck is a breeze. Wide walkaround side decks, raised bulwarks, stainless steel side rails and thoughtfully positioned hand rails make for safe, easy passage, even for children and pets.

Deep foredeck lockers conceal a range of equipment where you need it. This large attractive area also doubles as a nature lover's or entertainment hot spot. Be the first to spot a pod of dolphins. Or farewell the day over a round of refreshing sundowners.

Look forward to lazing back on a double-sized sun pad with adjustable backrests and fold-up bimini. You can always pump up the foredeck volume via two weatherproof speakers located under the windscreen brow.





## The galley you want where you want



Great design makes every area of the 5400 Platinum Edition shine. Consider the ideally positioned galley. Simply open the ship-like bulkhead door and aft-facing awning window to position the chef at one with the interconnected saloon and alfresco cockpit activity. Trading conversation and gourmet treats.

The galley itself is U-shaped, generous in size and off to the side of all fore and aft traffic. But the inspired layout is far from the only refinement on show. You'll relish a quality and level of galley appointments rarely experienced offshore. Now, every dish is made easier and no meal out of reach.

In the 5400 Platinum Edition, this space boasts even more generous storage, stunning new waterfall benchtops, highly polished walnut cabinetry and the latest designer European appliances.







## Pride of place in the saloon

**P**anoramic surround glass capture ever changing views. A thousand prime destinations slide by outside. Light, space and an air of genuine luxury prevails inside. This...is...living.

Every luxury is at your fingertips: reverse cycle air conditioning, push button electric sunroof or open the tinted and tempered glass side windows for fresh sea air. A refreshing drink may be in order. You'll find the fully appointed cocktail cabinet to port, adjacent to dual fridges with stainless steel drawers and built-in wine cooler. Cheers.

Adjourn to the luxuriously large, L-shaped leather lounge also to port set around a polished, handcrafted timber dining table. (An electric hi-lo table which can cleverly reform as a day bed is optional.) To help you unwind in style, turn to the large LED television on its electric swing arm, complete with Blu ray and 5-speaker surround sound.







## Skipper, everything is at your command

**S**kippering such a spirited sport yacht is more thrilling than you can imagine and far easier than you think. If you can drive a luxury modern car you can skipper this yacht.

Those large display touch screens on the dash in front are the key. They're intuitive, easy to read, monitor and operate. At a glance, they will inform and guide you through all you need to know: vessel controls, engine system monitoring and Volvo Penta Glass Cockpit navigation.

What a thrill you're in for when you slide into the ergonomic alcantara and leather skipper's chair and take hold of the sports car like steering wheel. At your command are class-leading Volvo Penta D11 engines powering twin pod drives that deliver silky smooth, breathtaking performance. Importantly for a sport yacht of this size, joystick maneuverability gives you highly-accurate control, even reversing into tight marina berths.



## Your private retreat, the master stateroom

**Y**

ou notice design highlights everywhere onboard. Taking the companionway steps down from the saloon you look up and the soaring glass atrium above lifts your spirits and fills this whole area with light.

The master stateroom below is elegant and regally sized, luxuriating across the full beam. Private and self contained it boasts spectacular views to both port and starboard. The island bed is king-sized and supremely comfortable and matching bedside tables highlight the space on offer. There is even room for a private chaise lounge to starboard.

Deep plush pile carpet and fabulous timber cabinetry for storage including his and hers cedar-lined hanging lockers, speak of a rare luxury. There is no finer place to settle back and enjoy your world class, fully integrated home theatre system.

## Your master ensuite is at hand

**E**

very area on the 5400 Sport Yacht Platinum Edition shines, not least the master bathroom. Located forward to port it has all the luxury touches you might expect, and then a few more.

Spacious like the accompanying stateroom, it features a generous frameless glass shower stall, solid surface bench tops, above vanity basin and quality mixer tapware. Its stainless steel encased porthole can be opened to fill the space with fresh sea air and sunlight. Lovely. But if left open too long, an alarm sounds in the helm for safekeeping.

That typifies Riviera design sense and attention to detail.









## Treating your guests to the best

**W** e know you want only the best for your guests, so welcome to the forward located VIP stateroom. Picture master-like luxury and comfort. Large walk around, queen sized island bed, reverse cycle air conditioning and high quality entertainment centre with LED TV, DVD and iPod interface.

Sweeping hull windows frame glorious views. Plush pile carpet cushions feet. And storage needs are taken care of, in style. There is a cedar lined hanging locker to port, a cedar lined starboard storage locker with shelves and outboard storage cabinets with positive locking hardware.

As in the master, your guests have private access to a superb designer ensuite which also cleverly doubles as the day head.





## Looking after all onboard

**L**ocated to port is the third stateroom, ideal for accommodating children, grandchildren and extra guests in keynote Platinum comfort.

After spending long fun-filled days on deck, the adult-sized upper and lower berths promise sweet dreams and restorative sleep. Your guests will wake up refreshed, step onto plush pile carpet and open their fragrant, cedar lined hanging locker housing that day's clothes. Next stop, breakfast alfresco in the cockpit.

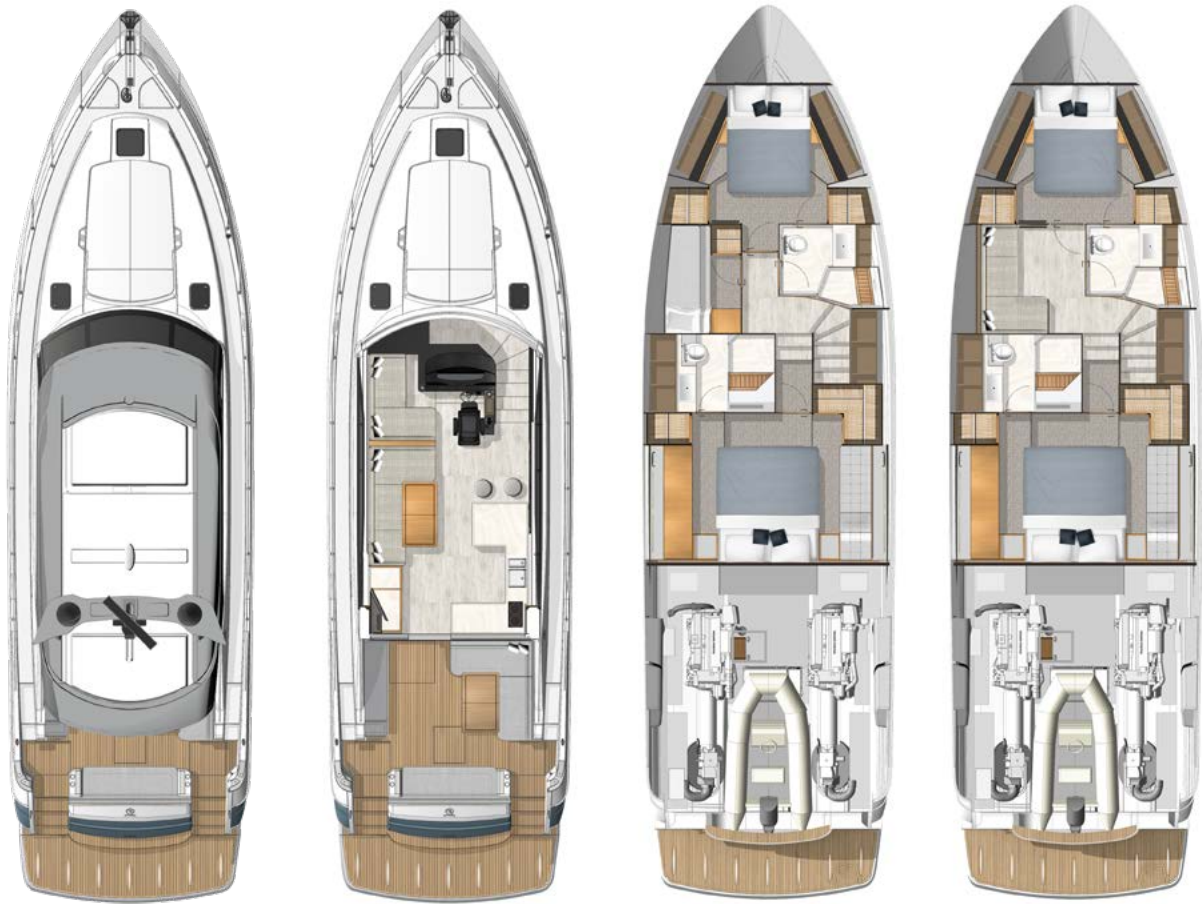
## Engineering par excellence

**A**ccess to the flow-coated engine room — with acoustic and thermal insulation and LED lighting — is via a deck hatch from the cockpit or through a watertight door from the versatile utility area. Here you will quickly realise why Riviera is renowned globally for its engine room design.

The impressive commercial air intake system helps to keep the engine room temperature well below the manufacturer's formal recommendation, further reducing fuel consumption. Air conditioning units are mounted high so gravity feeds condensation water into the common drain lines located on either side of the yacht draining aft and overboard.

All onboard drains also feed into these common drain lines while the advanced mist elimination system with veins draws moisture from the air and feeds directly overboard. Four automatic bilge pumps with manual override are located at various points throughout the hull and pump directly overboard.

There is even a dedicated space for a gyroscopic stabiliser — another example of how Riviera is ready to embrace innovation to make boating even more enjoyable



Optional lower lounge design

## Specifications

Length Overall (inc. swim platform and bow sprit)	17.29 m	56' 9"
Hull Length (Lh to ISO8666) *	15.93 m	52' 3"
Beam (inc. gunwale)	4.88 m	16'
Maximum Draft (inc. props)	1.31 m	4' 4"
Dry Weight (approx.) **	21,700 kg	47,800 lb
Fuel Capacity ***	3,000 L	793 US gal
Water Capacity ***	800 L	211 US gal
Holding Tank Capacity ***	400 L	106 US gal
Sleeping Capacity	6 persons	
Cockpit Area	9.87 m <sup>2</sup>	106.24 ft <sup>2</sup>
Bridge Clearance	5.05 m	16' 7"
Standard Engines		
Volvo Penta D11-IPS950 x 2	533 kW	725 hp each

\*Specifications may vary on a regional basis.

## Our care for your information

Due to the constant refinement of specifications and design by Riviera Australia, the information in this document may change without notice.

Specifications may vary with time and by region.

Some images or illustrations in this brochure may include options or custom details.

Please note that as safety equipment specifications or standards vary by country, this aspect of your purchase will need to be completed by yourself and or your Riviera representative.

Please refer to your Riviera representative for specific warranty cover and the latest detailed list of inclusions and options prior to purchase.

## Specification clarification

\* Length of the hull (Lh) to ISO8666: Includes all structural and integral parts (ie. the moulded length of the hull). It excludes parts that can be removed in a non-destructive manner without affecting the structural integrity of the craft, (eg. pulpits, outdrives, driving platforms, rubbing strakes).

\*\* Dry weight represents the estimated minimum weight of a yacht with standard engines and options, no fuel or water on board, no equipment or provisions and no personnel. The stated dry weight may be exceeded.

\*\*\* Denotes net tank capacity. For useable capacity do not rely on more than 90% of tank capacity. Actual capacity will vary according to yacht trim and sea state. Speeds are subject to normal weather conditions, fuel and/or water levels, passengers and equipment loads.

